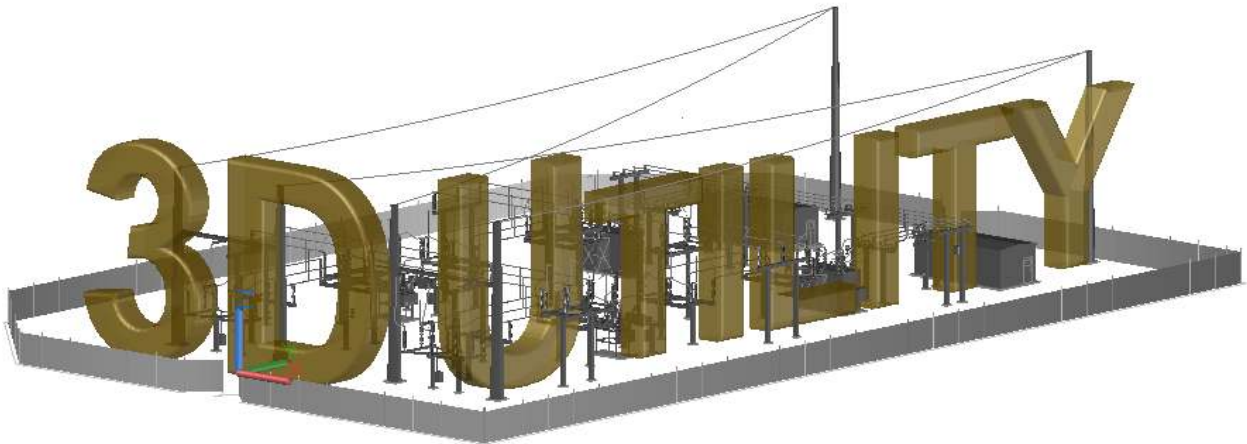


Units Catalog

The 3D Utility



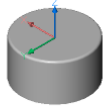
www.the3DUtility.com

Knoxville, TN

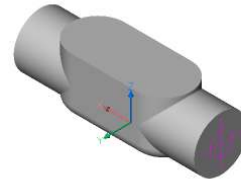
Section I

Condulets

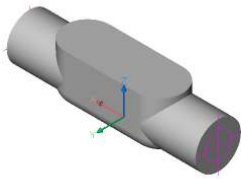
CdIBu-3
Condulet, Bushing, 3"



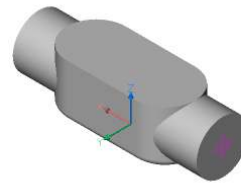
CdIF8C-1.5
Condulet, Form 8C, 1.5"



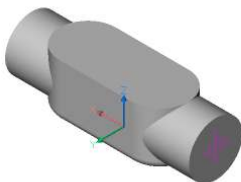
CdIF8C-1
Condulet, Form 8C, 1"



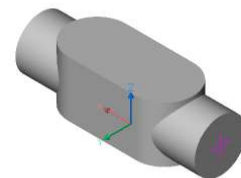
CdIF8C-2.5
Condulet, Form 8C, 2.5"



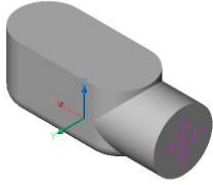
CdIF8C-2
Condulet, Form 8C, 2"



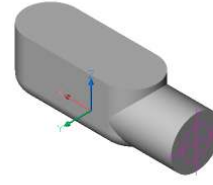
CdIF8C-3
Condulet, Form 8C, 3"



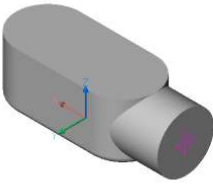
CdIF8E-1.5
Condulet, Form 8E, 1.5"



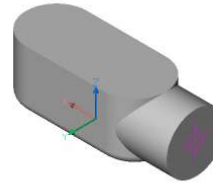
CdIF8E-1
Condulet, Form 8E, 1"



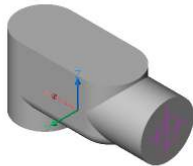
CdIF8E-2.5
Condulet, Form 8E, 2.5"



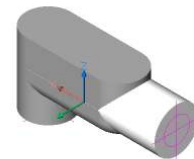
CdIF8E-2
Condulet, Form 8E, 2"



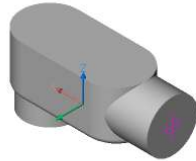
CdIF8LB-1.5
Condulet, Form 8LB, 1.5"



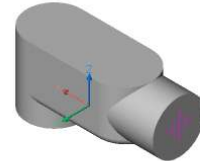
CdIF8LB-1
Condulet, Form 8LB, 1"



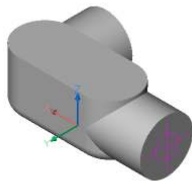
CdIF8LB-2.5
Condulet, Form 8LB, 2.5"



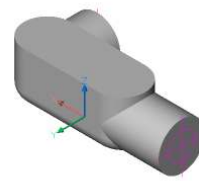
CdIF8LB-2
Condulet, Form 8LB, 2"



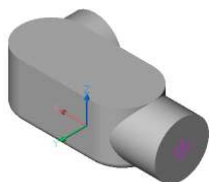
CdIF8LL-1.5
Condulet, Form 8LL, 1.5"



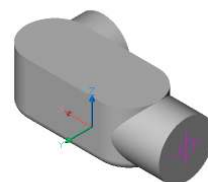
CdIF8LL-1
Condulet, Form 8LL, 1"



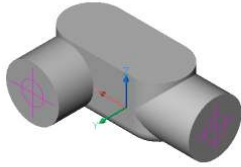
CdIF8LL-2.5
Condulet, Form 8LL, 2.5"



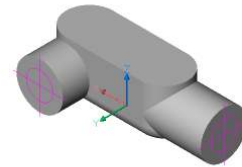
CdIF8LL-2
Condulet, Form 8LL, 2"



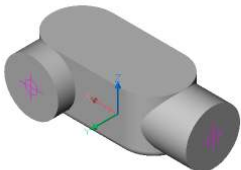
CdIF8LR-1.5
Condulet, Form 8LR, 1.5"



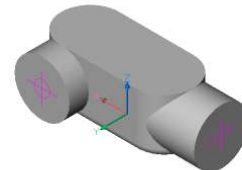
CdIF8LR-1
Condulet, Form 8LR, 1"



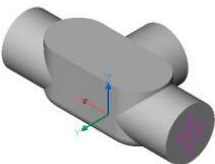
CdIF8LR-2.5
Condulet, Form 8LR, 2.5"



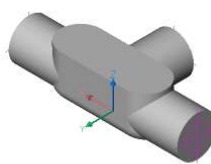
CdIF8LR-2
Condulet, Form 8LR, 2"



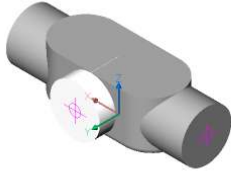
CdIF8T-1.5
Condulet, Form 8T, 1.5"



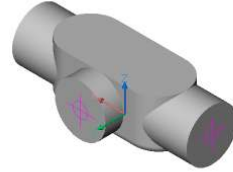
CdIF8T-1
Condulet, Form 8T, 1"



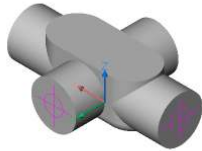
CdIF8T-2.5
Condulet, Form 8T, 2.5"



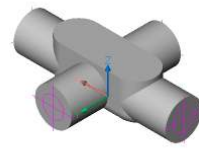
CdIF8T-2
Condulet, Form 8T, 2"



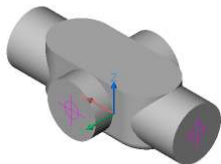
CdIF8X-1.5
Condulet, Form 8X, 1.5"



CdIF8X-1
Condulet, Form 8X, 1"



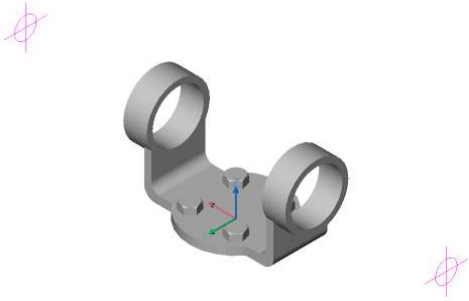
CdIF8X-2
Condulet, Form 8X, 2"



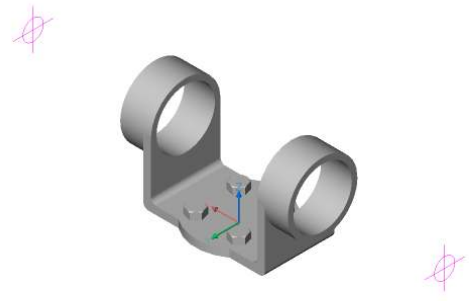
Section II

Connectors

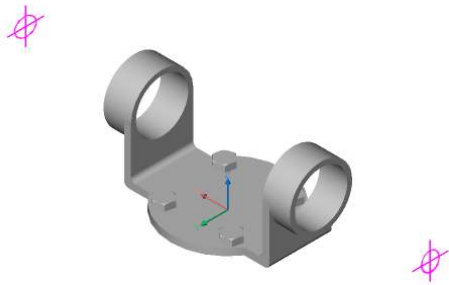
CnnBSBIAI2-3BC
Connector, Bus Support, Bolted, Aluminum, 2", 3BC



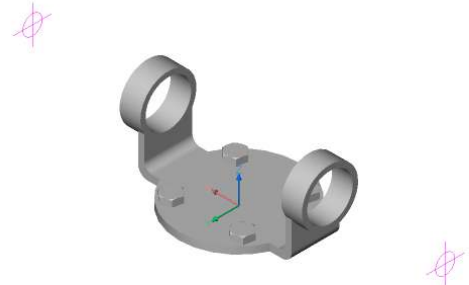
CnnBSBIAI2.5-3BC
Connector, Bus Support, Bolted, Aluminum, 2.5", 3BC



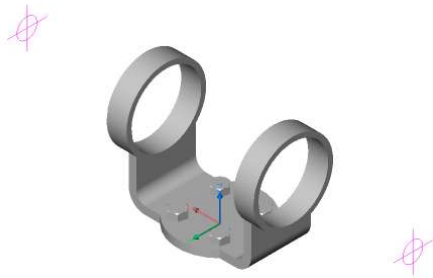
CnnBSBIAI2.5
Connector, Bus Support, Bolted, Aluminum, 2.5"



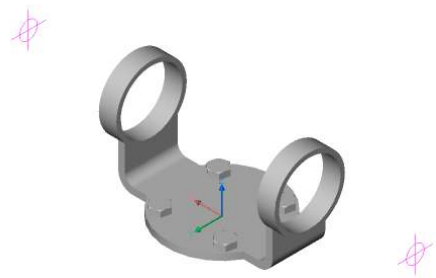
CnnBSBIAI2
Connector, Bus Support, Bolted, Aluminum, 2"



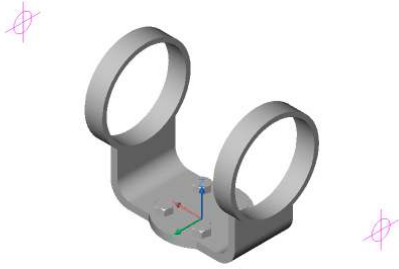
CnnBSBIAI3-3BC
Connector, Bus Support, Bolted, Aluminum, 3", 3BC



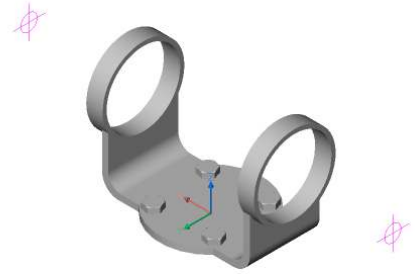
CnnBSBIAI3
Connector, Bus Support, Bolted, Aluminum, 3"



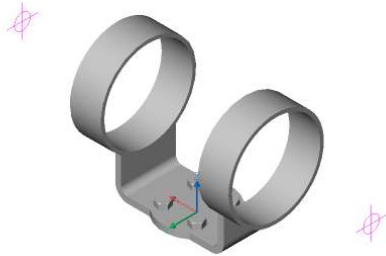
CnnBSBIAI4-3BC
Connector, Bus Support, Bolted, Aluminum, 4", 3BC



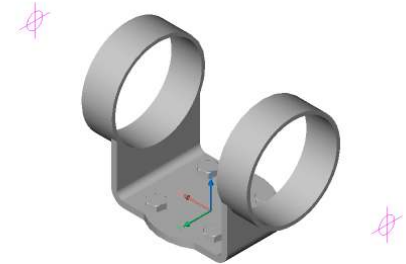
CnnBSBIAI4
Connector, Bus Support, Bolted, Aluminum, 4"



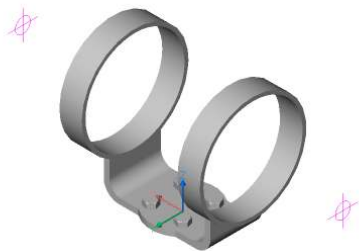
CnnBSBIAI5-3BC
Connector, Bus Support, Bolted, Aluminum, 5", 3BC



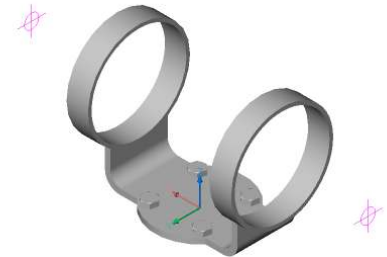
CnnBSBIAI5
Connector, Bus Support, Bolted, Aluminum, 5"



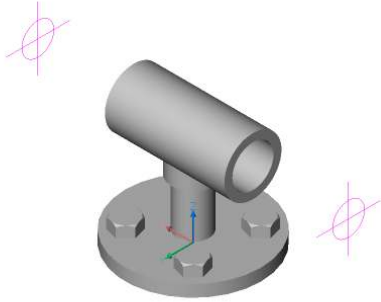
CnnBSBIAI6-3BC
Connector, Bus Support, Bolted, Aluminum, 6", 3BC



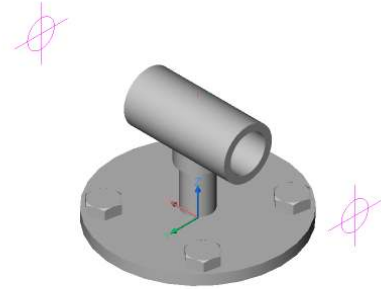
CnnBSBIAI6
Connector, Bus Support, Bolted, Aluminum, 6"



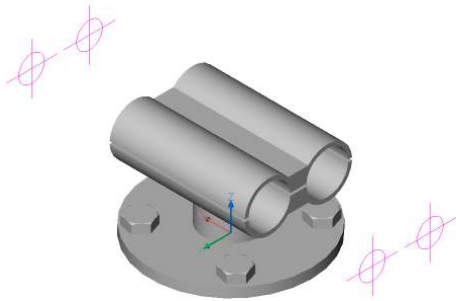
CnnBSCaAl600-1250-3BC
 Connector, Bus Support, Cable, Aluminum, 600",
 1250-3BC



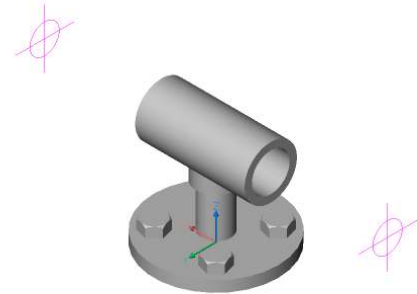
CnnBSCaAl600-1250
 Connector, Bus Support, Cable, Aluminum, 600", 1250



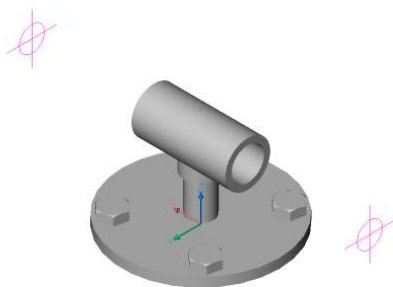
CnnBSCaCu2-550-750
 Connector, Bus Support, Cable, Copper, 2", 550-750



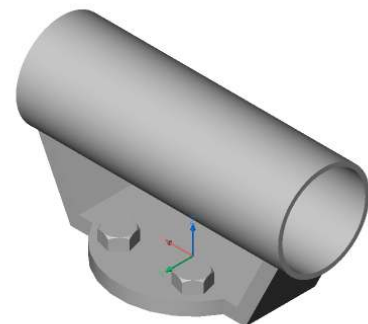
CnnBSCaCu500-2000-3BC
 Connector, Bus Support, Cable, Copper, 500",
 2000-3BC




CnnBSCaCu500-2000
 Connector, Bus Support, Cable, Copper, 500", 2000



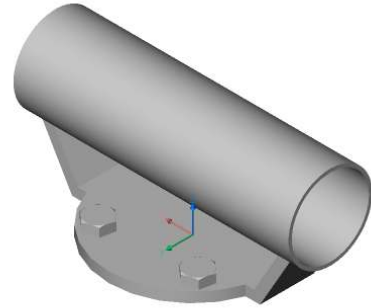
CnnBSCpAl2-3BC
 Connector, Bus Support, Coupler, Aluminum, 2", 3BC



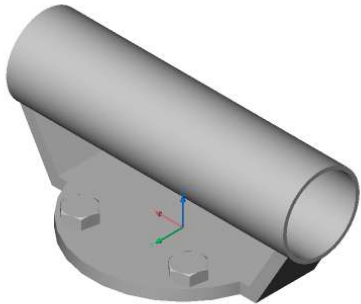
CnnBSCpAI2.5-3BC
Connector, Bus Support, Coupler, Aluminum, 2.5", 3BC



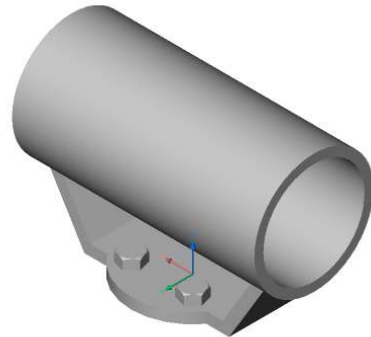
CnnBSCpAI2.5
Connector, Bus Support, Coupler, Aluminum, 2.5"



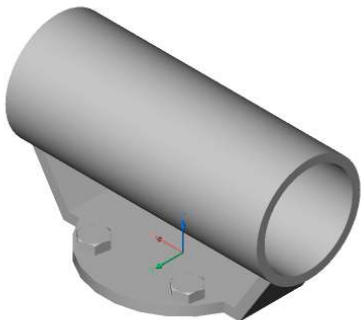
CnnBSCpAI2
Connector, Bus Support, Coupler, Aluminum, 2"



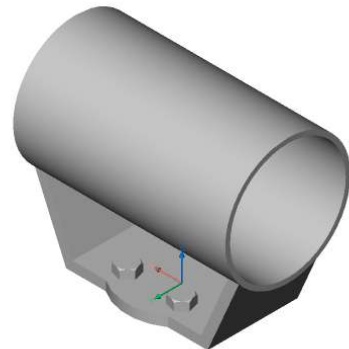
CnnBSCpAI3-3BC
Connector, Bus Support, Coupler, Aluminum, 3", 3BC



CnnBSCpAI3
Connector, Bus Support, Coupler, Aluminum, 3"

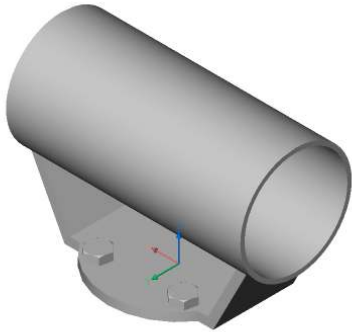


CnnBSCpAI4-3BC
Connector, Bus Support, Coupler, Aluminum, 4", 3BC

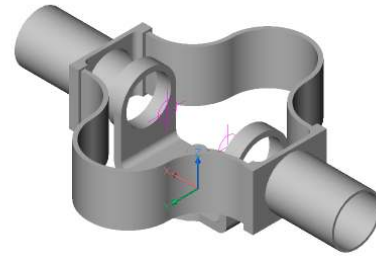


CnnBSCpAI4

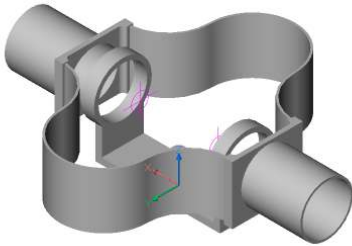
Connector, Bus Support, Coupler, Aluminum, 4"

**CnnBSExAI2-3BC**

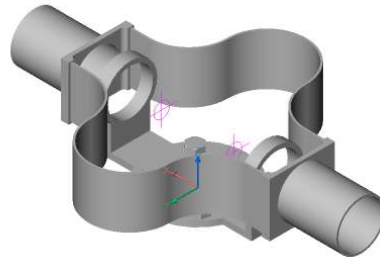
Connector, Bus Support, Expansion, Aluminum, 2", 3BC

**CnnBSExAI2.5-3BC**

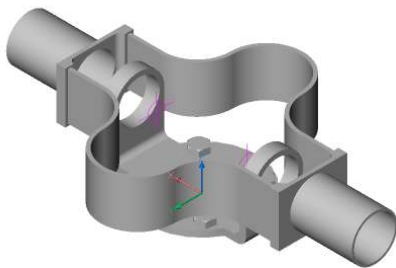
Connector, Bus Support, Expansion, Aluminum, 2.5", 3BC

**CnnBSExAI2.5**

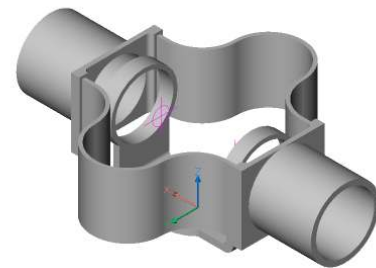
Connector, Bus Support, Expansion, Aluminum, 2.5"

**CnnBSExAI2**

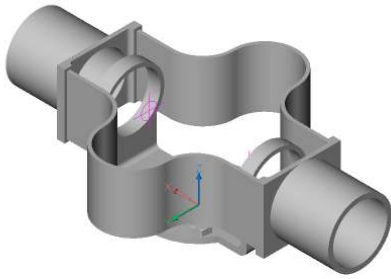
Connector, Bus Support, Expansion, Aluminum, 2"

**CnnBSExAI3-3BC**

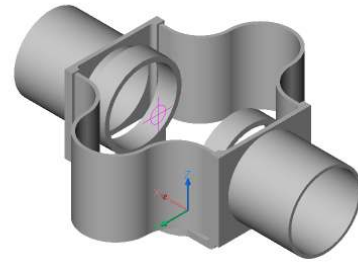
Connector, Bus Support, Expansion, Aluminum, 3", 3BC



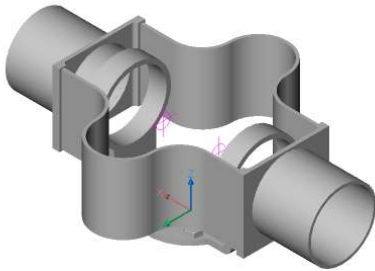
CnnBSExAI3
 Connector, Bus Support, Expansion, Aluminum, 3"



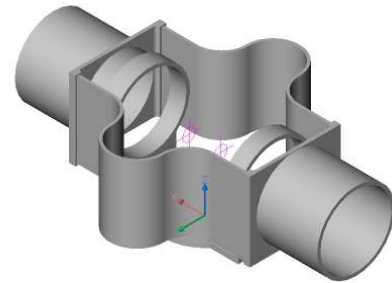
CnnBSExAI4-3BC
 Connector, Bus Support, Expansion, Aluminum, 4", 3BC



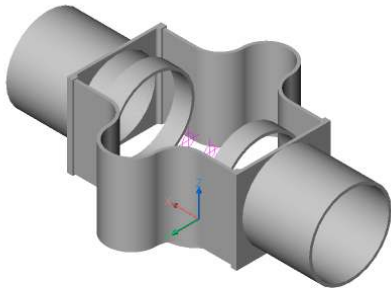
CnnBSExAI4
 Connector, Bus Support, Expansion, Aluminum, 4"



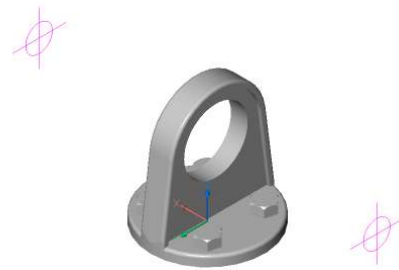
CnnBSExAI5
 Connector, Bus Support, Expansion, Aluminum, 5"



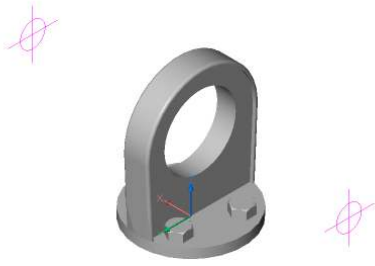
CnnBSExAI6
 Connector, Bus Support, Expansion, Aluminum, 6"



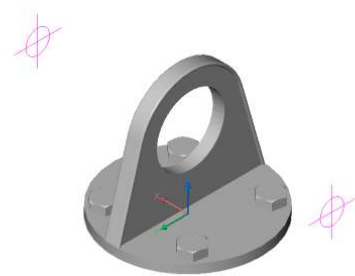
CnnBSSIAI2-3BC
 Connector, Bus Support, Slip, Aluminum, 2", 3BC



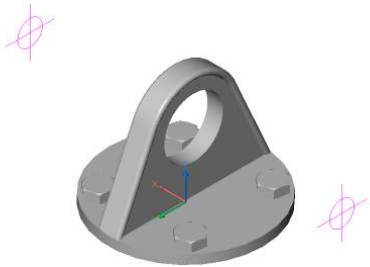
CnnBSSIAI2.5-3BC
Connector, Bus Support, Slip, Aluminum, 2.5", 3BC



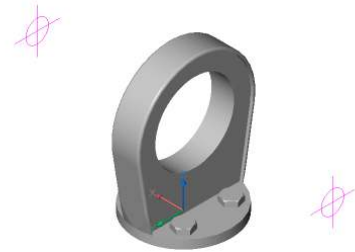
CnnBSSIAI2.5
Connector, Bus Support, Slip, Aluminum, 2.5"



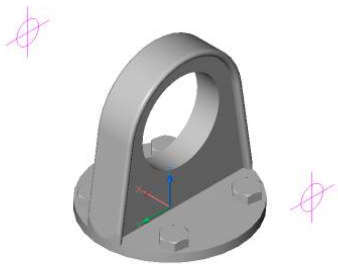
CnnBSSIAI2
Connector, Bus Support, Slip, Aluminum, 2"



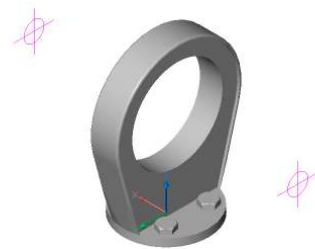
CnnBSSIAI3-3BC
Connector, Bus Support, Slip, Aluminum, 3", 3BC



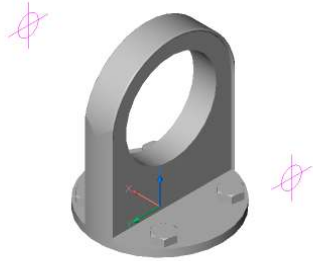
CnnBSSIAI3
Connector, Bus Support, Slip, Aluminum, 3"



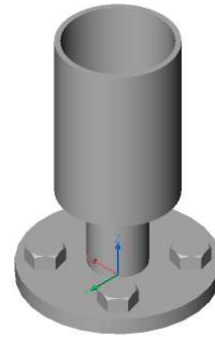
CnnBSSIAI4-3BC
Connector, Bus Support, Slip, Aluminum, 4", 3BC



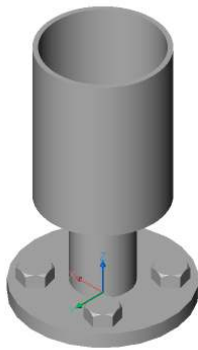
CnnBSSIAI4
Connector, Bus Support, Slip, Aluminum, 4"



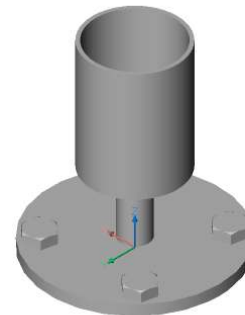
CnnBSVIAI2-3BC
Connector, Bus Support, Vertical, Aluminum, 2", 3BC



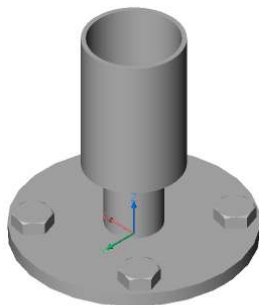
CnnBSVIAI2.5-3BC
Connector, Bus Support, Vertical, Aluminum, 2.5", 3BC




CnnBSVIAI2.5
Connector, Bus Support, Vertical, Aluminum, 2.5"



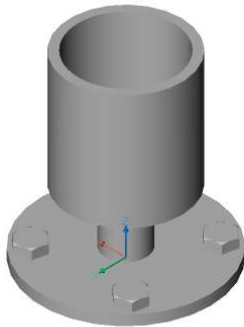
CnnBSVIAI2
Connector, Bus Support, Vertical, Aluminum, 2"



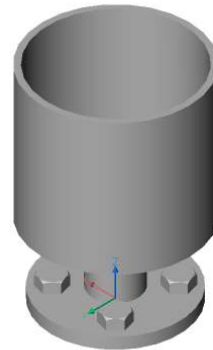
CnnBSVIAI3-3BC
Connector, Bus Support, Vertical, Aluminum, 3", 3BC




CnnBSVIAI3
Connector, Bus Support, Vertical, Aluminum, 3"



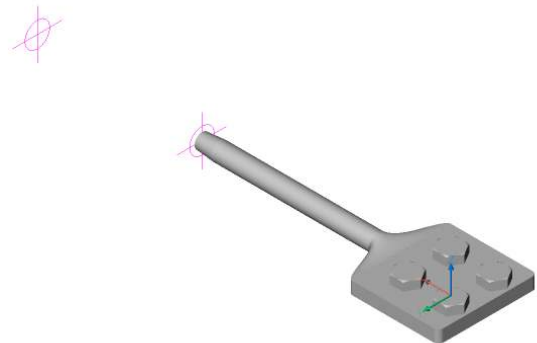
CnnBSVIAI4-3BC
Connector, Bus Support, Vertical, Aluminum, 4", 3BC



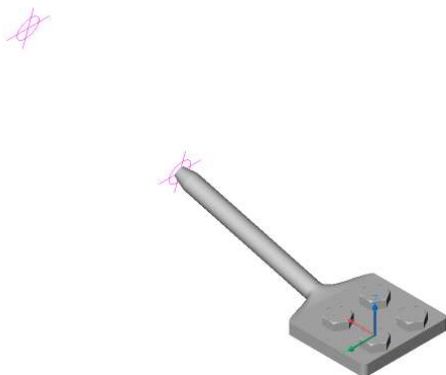
CnnBSVIAI4
Connector, Bus Support, Vertical, Aluminum, 4"



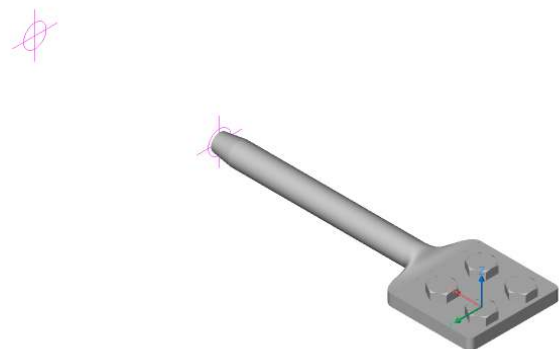
CnnCmCFAI336AC
Connector, Compression, Cable to Flat, Aluminum, 336AC"



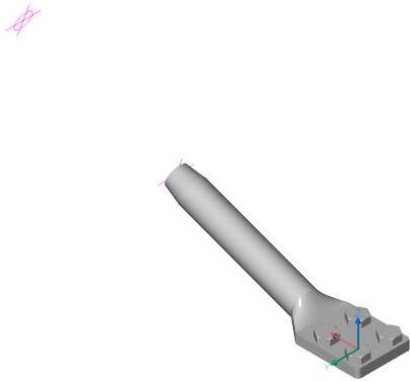
CnnCmCFAI336AC@15
Connector, Compression, Cable to Flat, Aluminum, 336AC"@15°



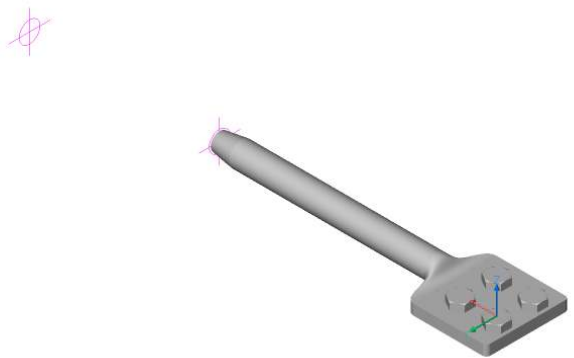
CnnCmCFAI636AC
Connector, Compression, Cable to Flat, Aluminum, 636AC"



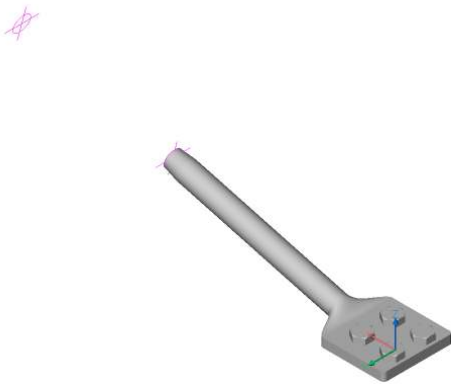
CnnCmCFAI636AC@15
Connector, Compression, Cable to Flat, Aluminum, 636AC"@15°



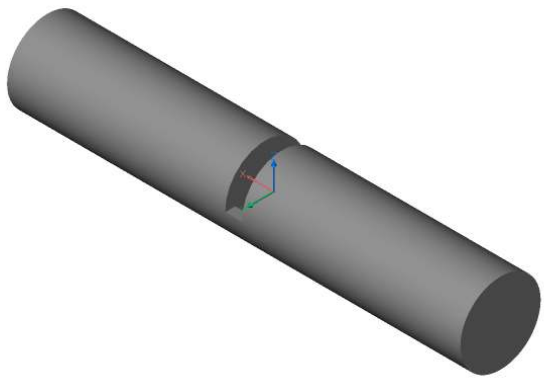
CnnCmCFAI954AC
Connector, Compression, Cable to Flat, Aluminum, 954AC"



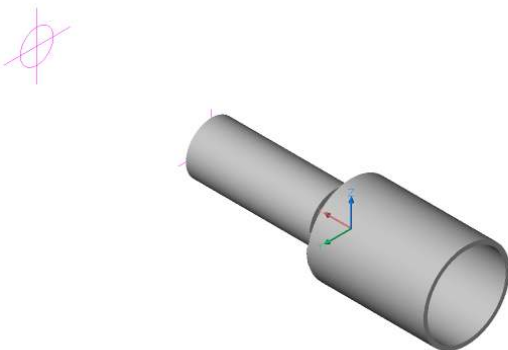
CnnCmCFAI954AC@15
Connector, Compression, Cable to Flat, Aluminum, 954AC"@15°



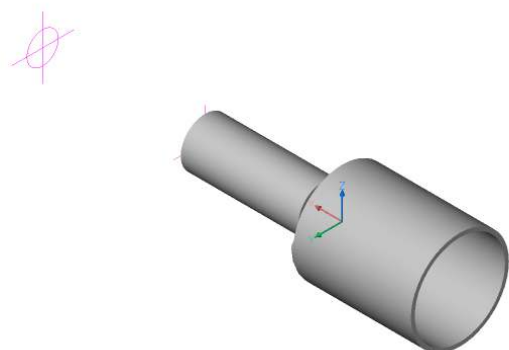
CnnCpCCAI-477-795
Connector, Coupler, Cable to Cable, Aluminum, 477-795

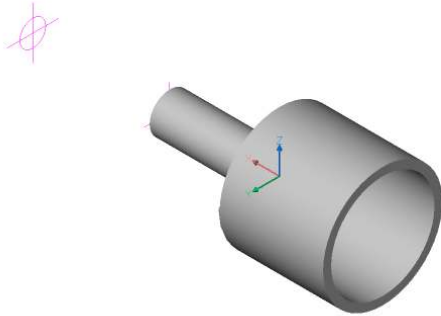
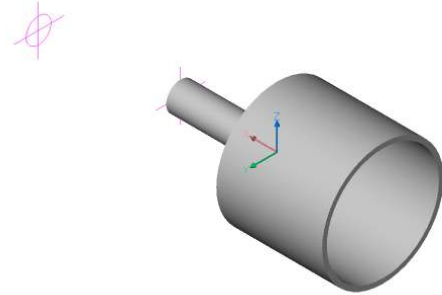
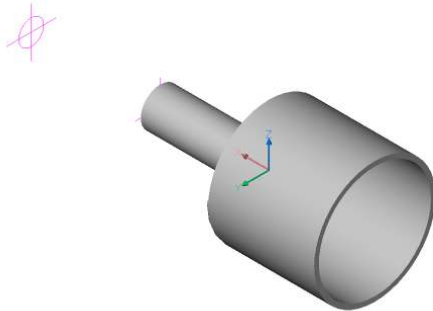


CnnCpTCAI2-900-1250
Connector, Coupler, Tube to Cable, Aluminum, 2", 900-1250

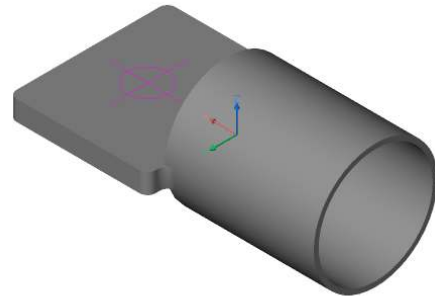


CnnCpTCAI2.5-900-1250
Connector, Coupler, Tube to Cable, Aluminum, 2.5", 900-1250

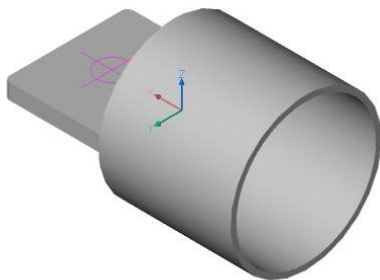


CnnCpTCAI3-900-1250Connector, Coupler, Tube to Cable, Aluminum, 3",
900-1250**CnnCpTCAI4-350-600**Connector, Coupler, Tube to Cable, Aluminum, 4",
350-600**CnnCpTCAI4-900-1250**Connector, Coupler, Tube to Cable, Aluminum, 4",
900-1250**CnnCpTFAI2.5**

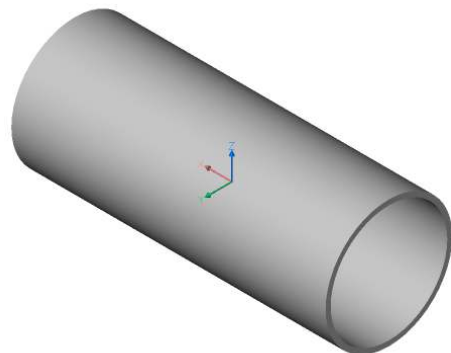
Connector, Coupler, Tube to Flat, Aluminum, 2.5"

**CnnCpTFAI4**

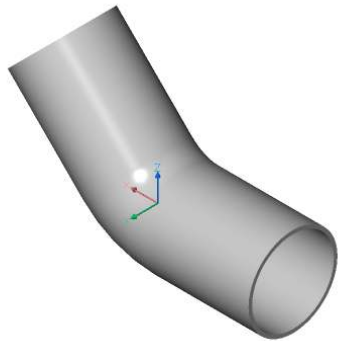
Connector, Coupler, Tube to Flat, Aluminum, 4"

**CnnCpTTAI2.5**

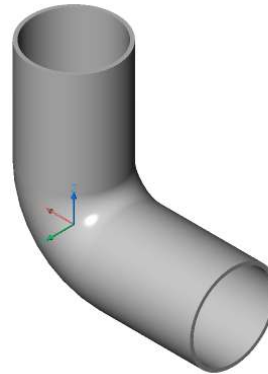
Connector, Coupler, Tube to Tube, Aluminum, 2.5"



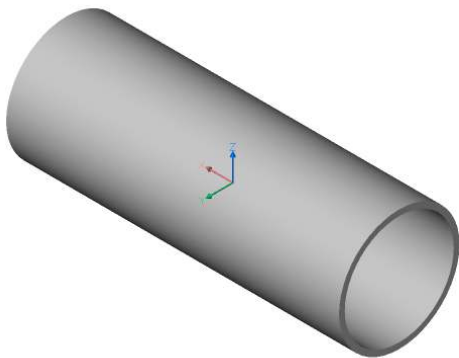
CnnCpTTAI2.5@45
Connector, Coupler, Tube to Tube, Aluminum, 2.5"@45°



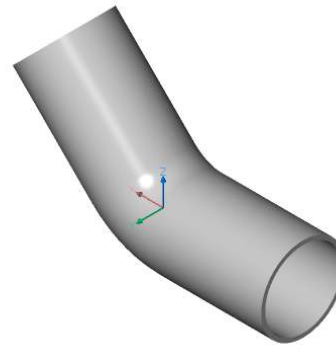
CnnCpTTAI2.5@90
Connector, Coupler, Tube to Tube, Aluminum, 2.5"@90°



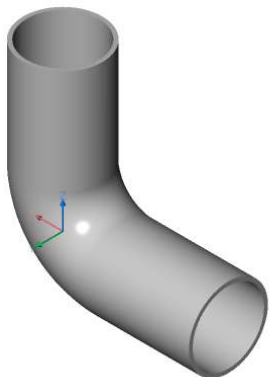
CnnCpTTAI2
Connector, Coupler, Tube to Tube, Aluminum, 2"



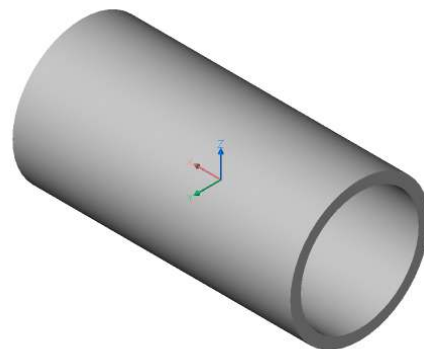
CnnCpTTAI2@45
Connector, Coupler, Tube to Tube, Aluminum, 2"@45°



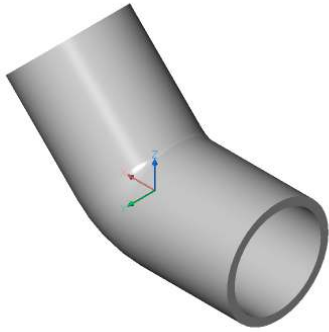
CnnCpTTAI2@90
Connector, Coupler, Tube to Tube, Aluminum, 2"@90°



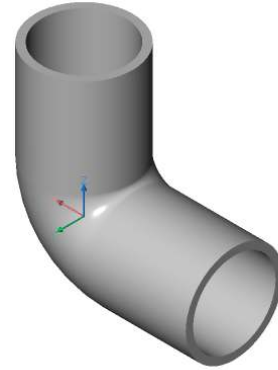
CnnCpTTAI3
Connector, Coupler, Tube to Tube, Aluminum, 3"



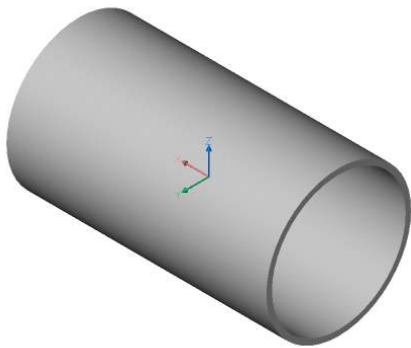
CnnCpTTAI3@45
Connector, Coupler, Tube to Tube, Aluminum, 3"@45°



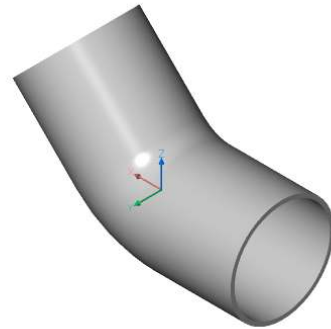
CnnCpTTAI3@90
Connector, Coupler, Tube to Tube, Aluminum, 3"@90°



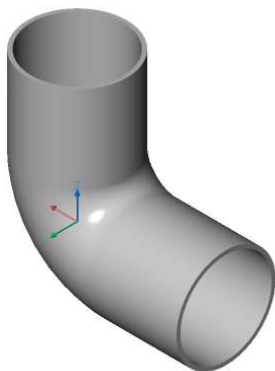
CnnCpTTAI4
Connector, Coupler, Tube to Tube, Aluminum, 4"



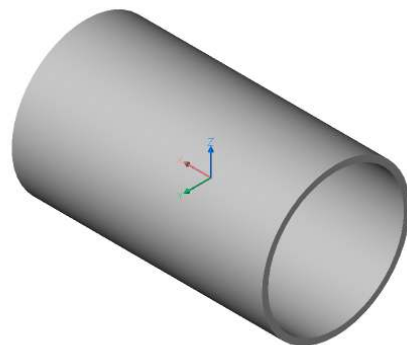
CnnCpTTAI4@45
Connector, Coupler, Tube to Tube, Aluminum, 4"@45°



CnnCpTTAI4@90
Connector, Coupler, Tube to Tube, Aluminum, 4"@90°

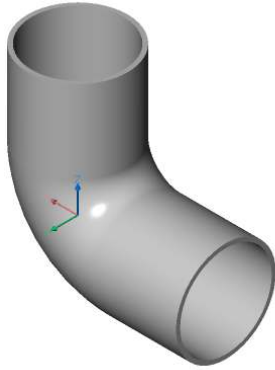


CnnCpTTAI5
Connector, Coupler, Tube to Tube, Aluminum, 5"

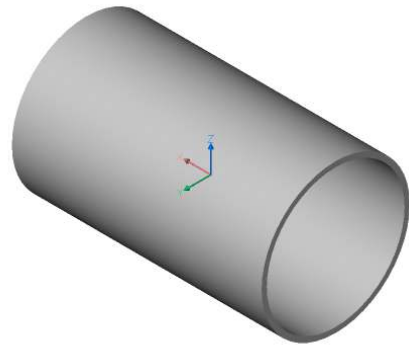


CnnCpTTAI5@90

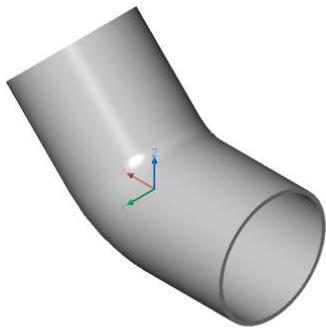
Connector, Coupler, Tube to Tube, Aluminum, 5"@90°

**CnnCpTTAI6**

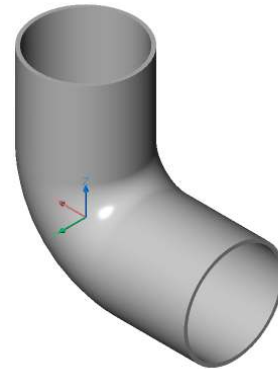
Connector, Coupler, Tube to Tube, Aluminum, 6"

**CnnCpTTAI6@45**

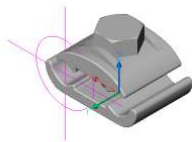
Connector, Coupler, Tube to Tube, Aluminum, 6"@45°

**CnnCpTTAI6@90**

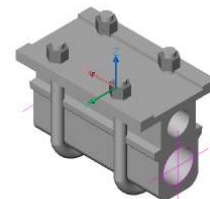
Connector, Coupler, Tube to Tube, Aluminum, 6"@90°

**CnnGdCFBz**

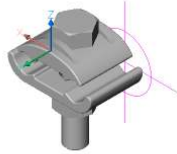
Connector, Ground, Cable to Flat, Bronze

**CnnPGCCAI-395-800**

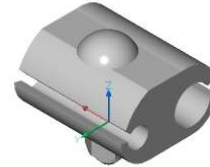
Connector, Parallel Groove, Cable to Cable, Aluminum, 395-800



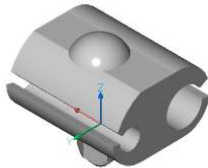
CnnPGCCCU-4-20
Connector, Parallel Groove, Cable to Cable, Copper, 4-20



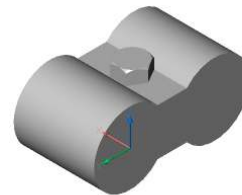
CnnPGCCCU-4-300
Connector, Parallel Groove, Cable to Cable, Copper, 4-300



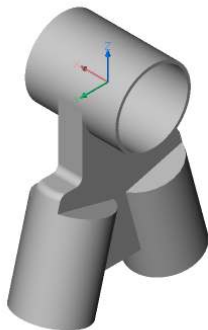
CnnPGCCCU1.25
Connector, Parallel Groove, Cable to Cable, Copper, 1.25"



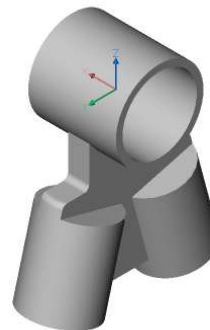
CnnSrCCCu-750-1000
Connector, Spacer, Cable to Cable, Copper, 750-1000



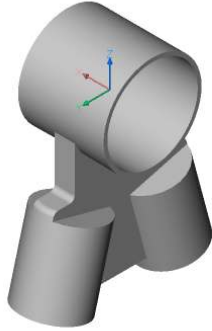
CnnTeAFAl2.5-2@15
Connector, Tee, A-Frame, Aluminum, 2.5", 2@15°



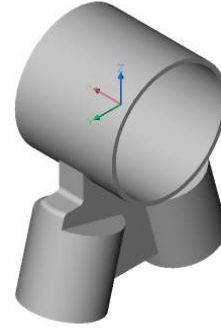
CnnTeAFAl3-2.5@15
Connector, Tee, A-Frame, Aluminum, 3", 2.5@15°



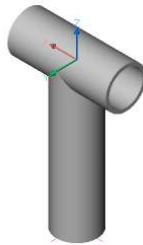
CnnTeAFAl4-2.5@15
 Connector, Tee, A-Frame, Aluminum, 4", 2.5@15°



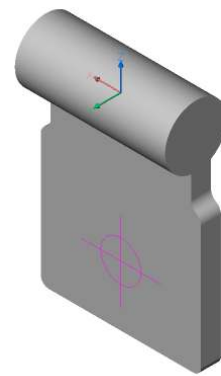
CnnTeAFAl6-3@15
 Connector, Tee, A-Frame, Aluminum, 6", 3@15°



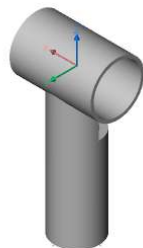
CnnTeCCAl900-1250
 Connector, Tee, Cable to Cable, Aluminum, 900", 1250



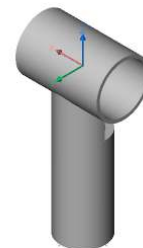
CnnTeCFAI900-1250
 Connector, Tee, Cable to Flat, Aluminum, 900", 1250



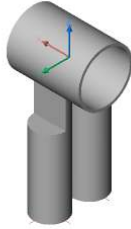
CnnTeTCAI1.5-4-250
 Connector, Tee, Tube to Cable, Aluminum, 1.5", 4-250



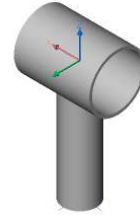
CnnTeTCAI1.5-750-1250
 Connector, Tee, Tube to Cable, Aluminum, 1.5", 750-1250



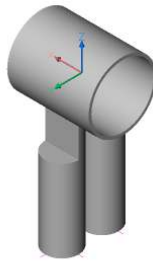
CnnTeTCAI2-2X750-1250
 Connector, Tee, Tube to Cable, Aluminum, 2",
 2X750-1250



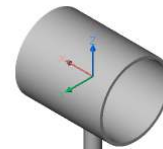
CnnTeTCAI2-750-1250
 Connector, Tee, Tube to Cable, Aluminum, 2", 750-1250



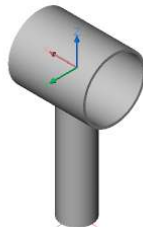
CnnTeTCAI2.5-2-750-1250
 Connector, Tee, Tube to Cable, Aluminum, 2.5",
 2-750-1250



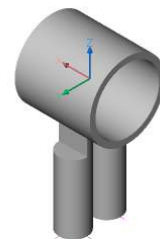
CnnTeTCAI2.5-4-250
 Connector, Tee, Tube to Cable, Aluminum, 2.5", 4-250



CnnTeTCAI2.5-750-1250
 Connector, Tee, Tube to Cable, Aluminum, 2.5",
 750-1250

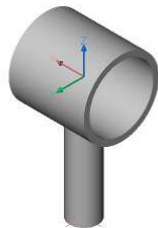


CnnTeTCAI3-2X750-1250
 Connector, Tee, Tube to Cable, Aluminum, 3",
 2X750-1250

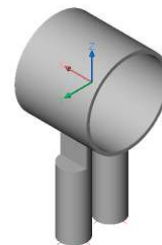


CnnTeTCAI3-750-1250

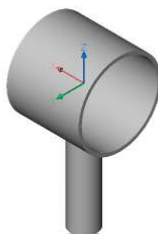
Connector, Tee, Tube to Cable, Aluminum, 3", 750-1250

**CnnTeTCAI4-2X750-1250**

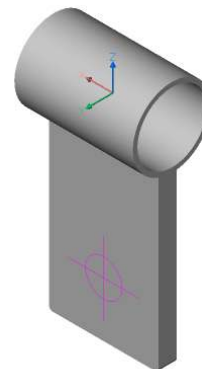
Connector, Tee, Tube to Cable, Aluminum, 4", 2X750-1250

**CnnTeTCAI4-750-1250**

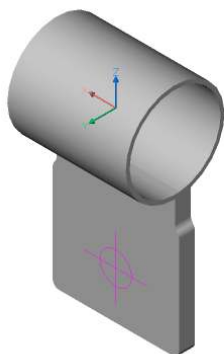
Connector, Tee, Tube to Cable, Aluminum, 4", 750-1250

**CnnTeTFAI1.5**

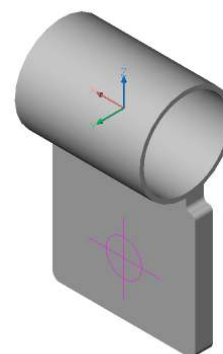
Connector, Tee, Tube to Flat, Aluminum, 1.5"

**CnnTeTFAI2.5**

Connector, Tee, Tube to Flat, Aluminum, 2.5"

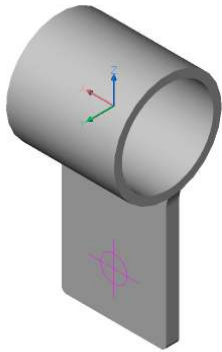
**CnnTeTFAI2**

Connector, Tee, Tube to Flat, Aluminum, 2"



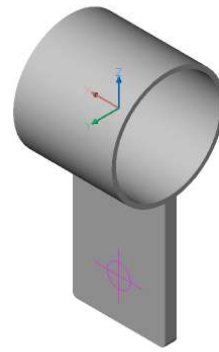
CnnTeTFAI3

Connector, Tee, Tube to Flat, Aluminum, 3"



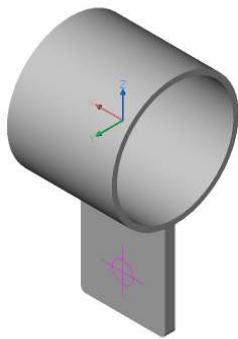
CnnTeTFAI4

Connector, Tee, Tube to Flat, Aluminum, 4"



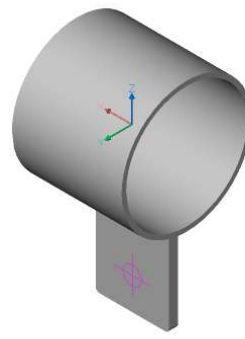
CnnTeTFAI5

Connector, Tee, Tube to Flat, Aluminum, 5"



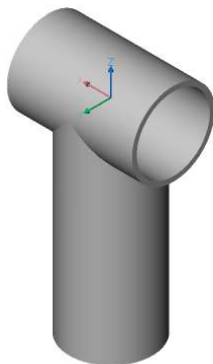
CnnTeTFAI6

Connector, Tee, Tube to Flat, Aluminum, 6"



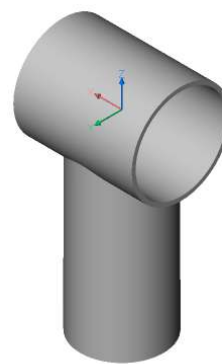
CnnTeTTAI1.5

Connector, Tee, Tube to Tube, Aluminum, 1.5"

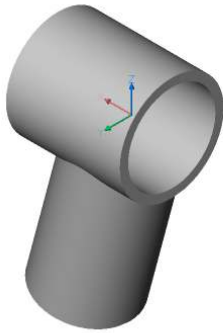


CnnTeTTAI2.5-2

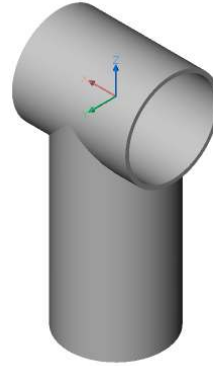
Connector, Tee, Tube to Tube, Aluminum, 2.5", 2



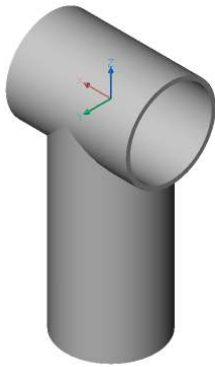
CnnTeTTAI2.5-2@15
Connector, Tee, Tube to Tube, Aluminum, 2.5", 2@15°



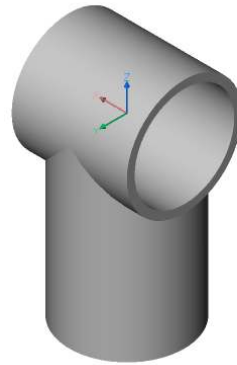
CnnTeTTAI2.5
Connector, Tee, Tube to Tube, Aluminum, 2.5"



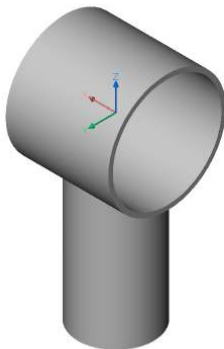
CnnTeTTAI2
Connector, Tee, Tube to Tube, Aluminum, 2"



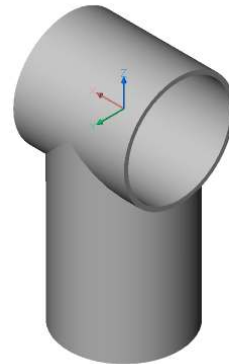
CnnTeTTAI3
Connector, Tee, Tube to Tube, Aluminum, 3"



CnnTeTTAI4-2.5
Connector, Tee, Tube to Tube, Aluminum, 4", 2.5

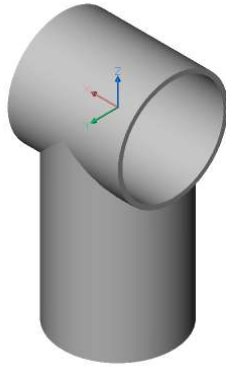


CnnTeTTAI4
Connector, Tee, Tube to Tube, Aluminum, 4"

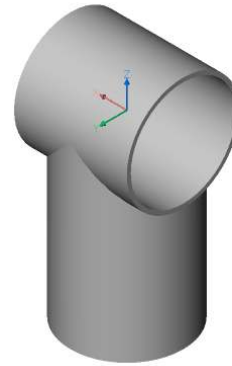


CnnTeTTAI5

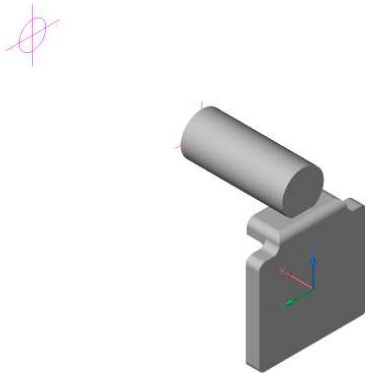
Connector, Tee, Tube to Tube, Aluminum, 5"

**CnnTeTTAI6**

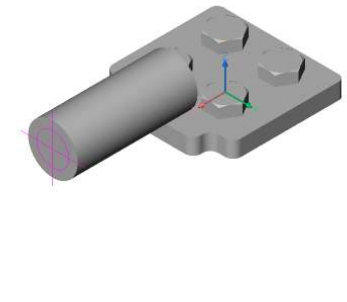
Connector, Tee, Tube to Tube, Aluminum, 6"

**CnnTICFAI750-1250@90**

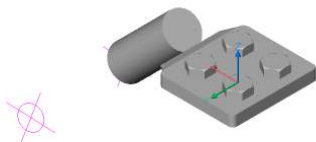
Connector, Terminal, Cable to Flat, Aluminum, 750", 1250@90°

**CnnTICFAI900-1250**

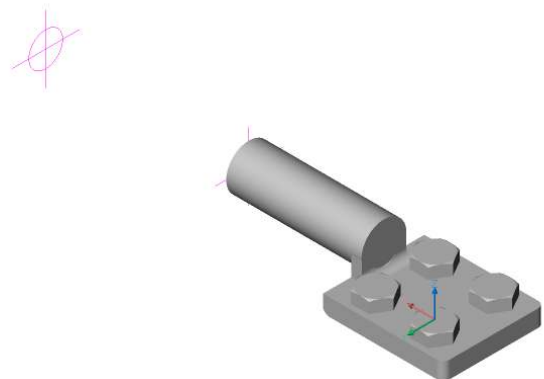
Connector, Terminal, Cable to Flat, Aluminum, 900", 1250

**CnnTICFAI900-1250@45**

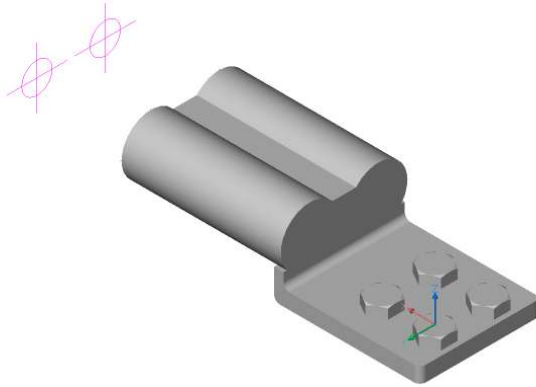
Connector, Terminal, Cable to Flat, Aluminum, 900", 1250@45°

**CnnTICFCu-2!0-800**

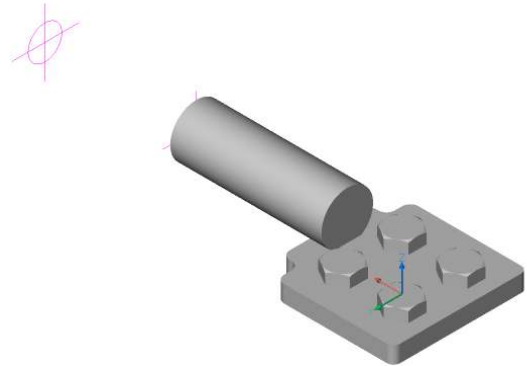
Connector, Terminal, Cable to Flat, Copper, 2!0-800



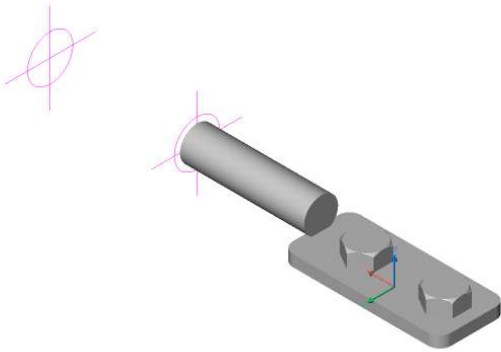
CnnTICFCu-2X500-2000
Connector, Terminal, Cable to Flat, Copper, 2X500-2000



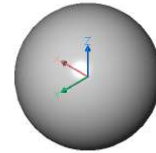
CnnTICFCu-4!0-1000
Connector, Terminal, Cable to Flat, Copper, 4/0-1000



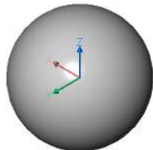
CnnTICFCu4-250
Connector, Terminal, Cable to Flat, Copper, 4", 250



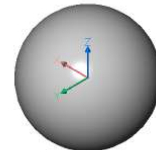
CnnTIECAI1
Connector, Terminal, End Cap, Aluminum, 1"



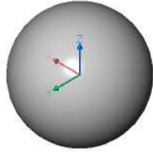
CnnTIECAI2.5
Connector, Terminal, End Cap, Aluminum, 2.5"



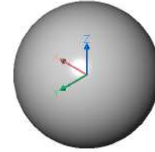
CnnTIECAI2
Connector, Terminal, End Cap, Aluminum, 2"



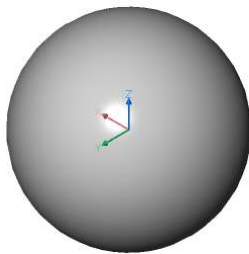
CnnTIECAI3
Connector, Terminal, End Cap, Aluminum, 3"



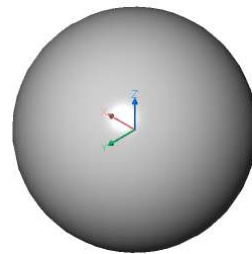
CnnTIECAI4
Connector, Terminal, End Cap, Aluminum, 4"



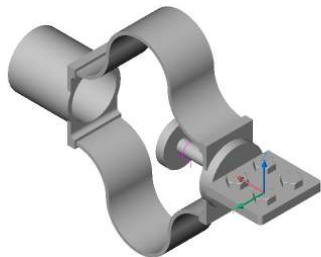
CnnTIECAI5
Connector, Terminal, End Cap, Aluminum, 5"



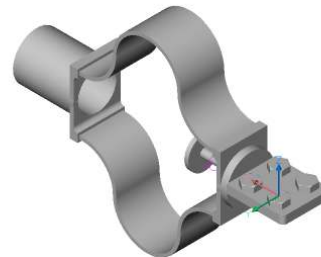
CnnTIECAI6
Connector, Terminal, End Cap, Aluminum, 6"



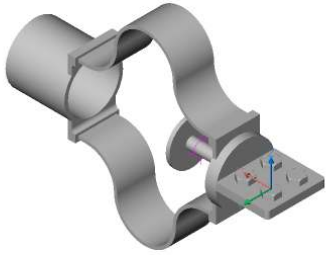
CnnTIExAI2.5
Connector, Terminal, Expansion, Aluminum, 2.5"



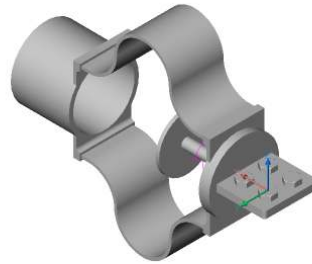
CnnTIExAI2
Connector, Terminal, Expansion, Aluminum, 2"



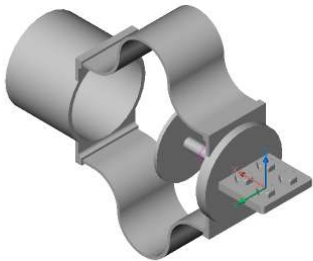
CnnTIExAI3
Connector, Terminal, Expansion, Aluminum, 3"



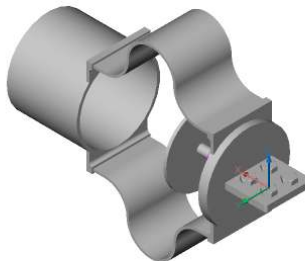
CnnTIExAI4
Connector, Terminal, Expansion, Aluminum, 4"



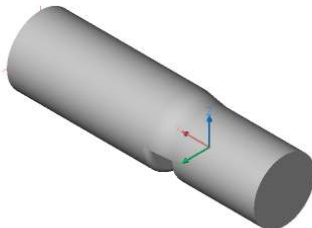
CnnTIExAI5
Connector, Terminal, Expansion, Aluminum, 5"



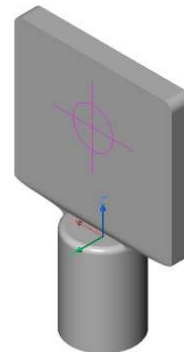
CnnTIExAI6
Connector, Terminal, Expansion, Aluminum, 6"



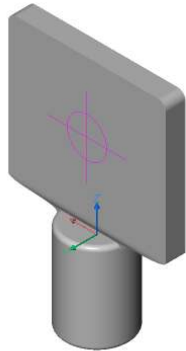
CnnTISCCu1.25-4!0-1000
Connector, Terminal, Stud to Cable, Copper, 1.25",
4/0-1000



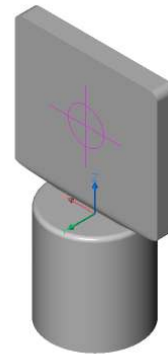
CnnTISFAI1.25
Connector, Terminal, Stud to Flat, Aluminum, 1.25"



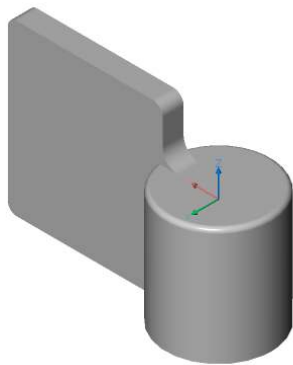
CnnTISFCu1.25
Connector, Terminal, Stud to Flat, Copper, 1.25"



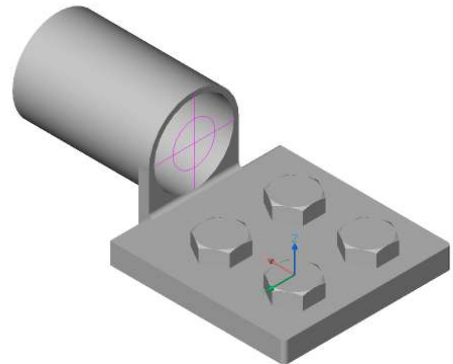
CnnTISFCu2.5
Connector, Terminal, Stud to Flat, Copper, 2.5"



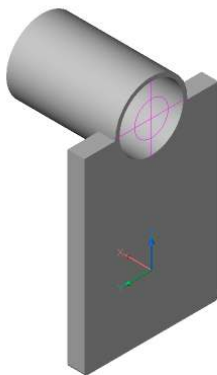
CnnTISFCu2.5@90
Connector, Terminal, Stud to Flat, Copper, 2.5"@90°



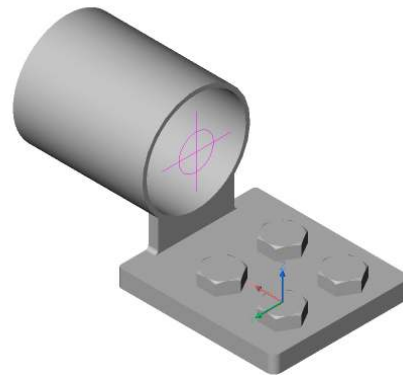
CnnTITFAI1.5
Connector, Terminal, Tube to Flat, Aluminum, 1.5"



CnnTITFAI1.5@90
Connector, Terminal, Tube to Flat, Aluminum, 1.5"@90°

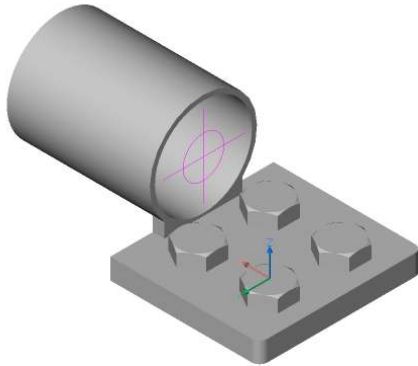


CnnTITFAI2.5
Connector, Terminal, Tube to Flat, Aluminum, 2.5"

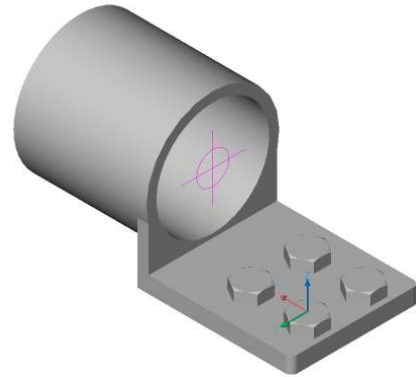


CnnTITFAI2

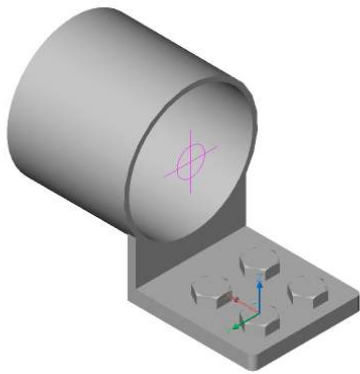
Connector, Terminal, Tube to Flat, Aluminum, 2"

**CnnTITFAI3**

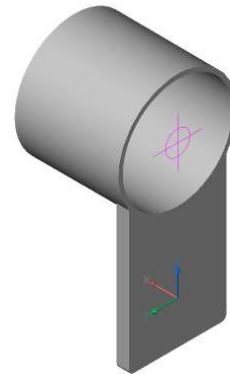
Connector, Terminal, Tube to Flat, Aluminum, 3"

**CnnTITFAI4**

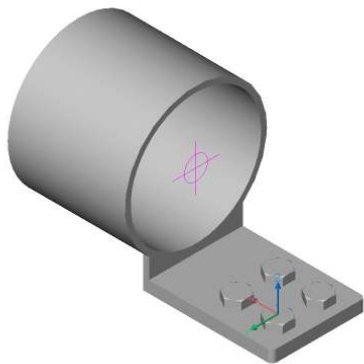
Connector, Terminal, Tube to Flat, Aluminum, 4"

**CnnTITFAI4@90**

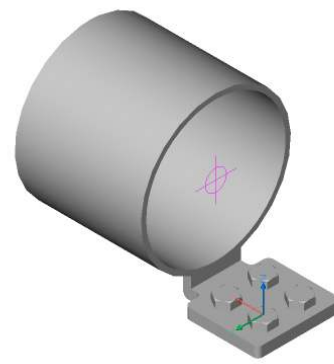
Connector, Terminal, Tube to Flat, Aluminum, 4"@90°

**CnnTITFAI5**

Connector, Terminal, Tube to Flat, Aluminum, 5"

**CnnTITFAI6**

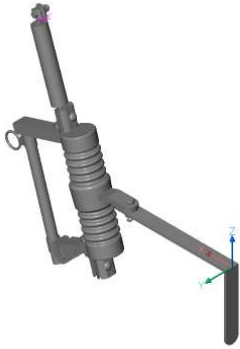
Connector, Terminal, Tube to Flat, Aluminum, 6"



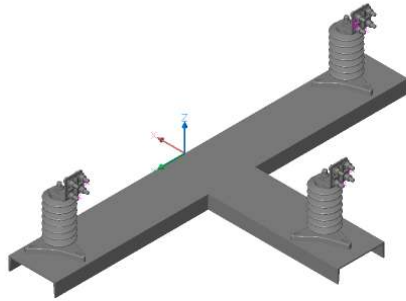
Section III

Equipment

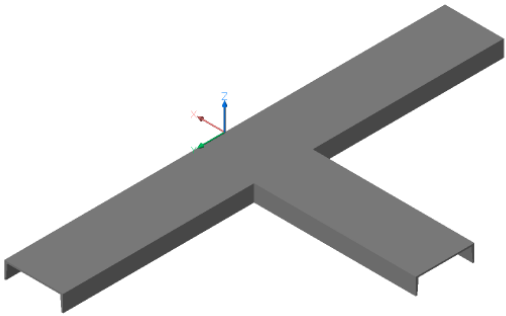
AssEquFCCL110
Assembly, Equipment, Fuse Cutout, Current Limiting Fuse, 110kVBIL



AssEquLAIC-3-12kV
Assembly, Equipment, Lightning Arrestor, Intermediate Class, 3-12kV



EquBtLA-5X2.5
Equipment, Bracket, Lightning Arrestor, 5X2.5



EquBu110-2000(ABB)
Equipment, Bushing, 110kVBIL, 2000(ABB)



EquBu150-2000(ABB)
Equipment, Bushing, 150kVBIL, 2000(ABB)



EquBu250-2000(ABB)
Equipment, Bushing, 250kVBIL, 2000(ABB)



EquBu350-2000(ABB)
Equipment, Bushing, 350kVBIL, 2000(ABB)



EquBu350-2000(Mitsubishi)
Equipment, Bushing, 350kVBIL, 2000(Mitsubishi)



EquBu650-2000(ABB)
Equipment, Bushing, 650kVBIL, 2000(ABB)



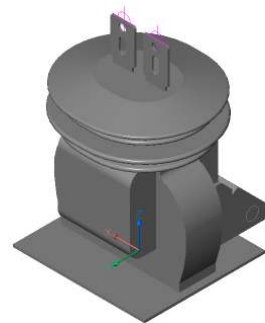
EquBu750-2000(ABB)
Equipment, Bushing, 750kVBIL, 2000(ABB)



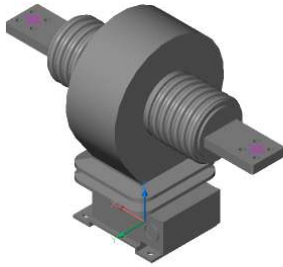
EquCL110
Equipment, Current Limiting Fuse, 110kVBIL




EquCT110(ABB-KOR)
Equipment, Current Trf, 110kVBIL(ABB-KOR)




EquCT110(ABB-LG)
Equipment, Current Trf, 110kVBIL(ABB-LG)



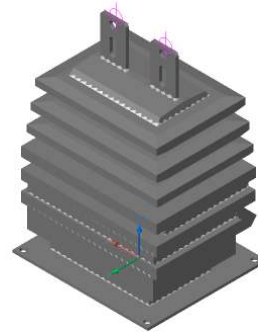
EquCT110(GE-JCD)
Equipment, Current Trf, 110kVBIL(GE-JCD)



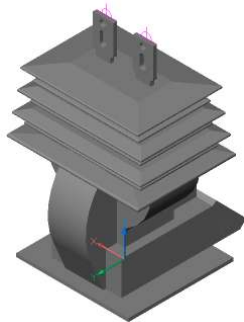
EquCT110(GE-JCW)
Equipment, Current Trf, 110kVBIL(GE-JCW)



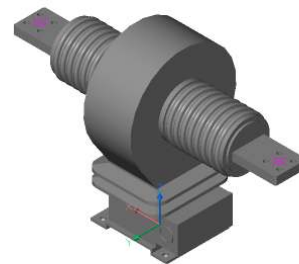
EquCT110(GE-JKW)
Equipment, Current Trf, 110kVBIL(GE-JKW)



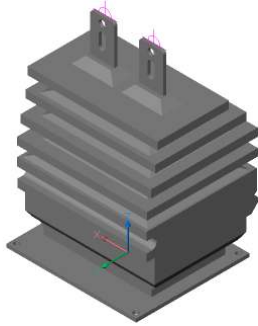
EquCT150(ABB-KOR)
Equipment, Current Trf, 150kVBIL(ABB-KOR)



EquCT150(ABB-LG)
Equipment, Current Trf, 150kVBIL(ABB-LG)



EquCT150(GE-JKW)
Equipment, Current Trf, 150kVBIL(GE-JKW)



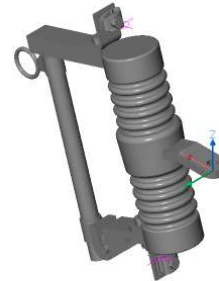
EquCT250(GE-JKW)
Equipment, Current Trf, 250kVBIL(GE-JKW)




EquCT350(GE-JKW)
Equipment, Current Trf, 350kVBIL(GE-JKW)



EquFC110
Equipment, Fuse Cutout, 110kVBIL



EquLAIC-3-12kV(OB)
Equipment, Lightning Arrester, Intermediate Class,
3-12kV(OB)



EquLASC-108-120kV(OB)
Equipment, Lightning Arrester, Station Class,
108-120kV(OB)



EquLASC-12-15kV(OB)
Equipment, Lightning Arrester, Station Class,
12-15kV(OB)



EquLASC-132-144kV(OB)
Equipment, Lightning Arrester, Station Class,
132-144kV(OB)



EquLASC-18-24kv(OB)
Equipment, Lightning Arrester, Station Class,
18-24kv(OB)



EquLASC-27-36kV(OB)
Equipment, Lightning Arrester, Station Class,
27-36kV(OB)



EquLASC-3-10kV(OB)
Equipment, Lightning Arrester, Station Class,
3-10kV(OB)



EquLASC-39-48kV(OB)
Equipment, Lightning Arrester, Station Class,
39-48kV(OB)



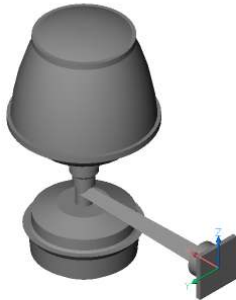
EquLASC-54-72kV(OB)
Equipment, Lightning Arrestor, Station Class,
54-72kV(OB)



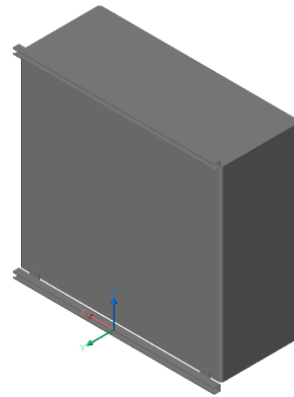
EquLASC-90-96kV(OB)
Equipment, Lightning Arrestor, Station Class,
90-96kV(OB)



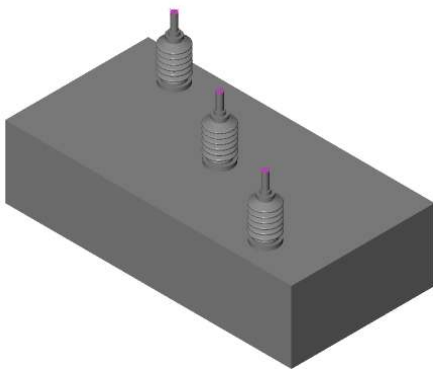
EquLu(Holophane)
Equipment, Luminaire(Holophane)



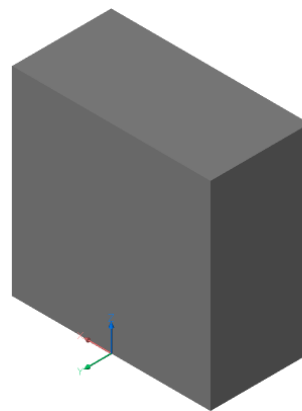
EquMC(TVA)
Equipment, Meter Cabinet(TVA)



EquMSRE110
Equipment, Metal-Clad Switchgear, Roof Entrance,
110kVBIL



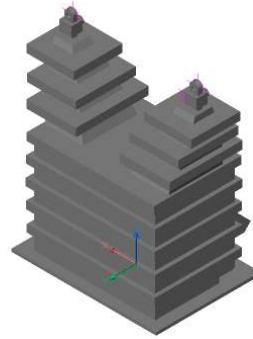
EquTB(TVA)
Equipment, Test Box(TVA)



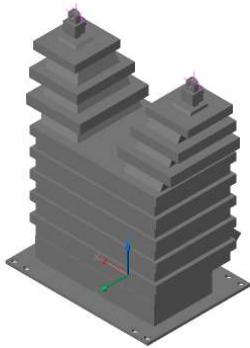
EquTn110
Equipment, Terminator, 110kVBIL



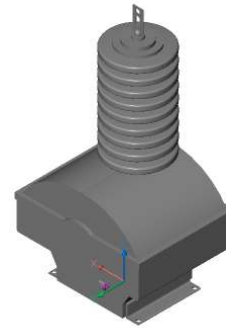
EquVT110(GE-JVW)
Equipment, Voltage Trf, 110kVBIL(GE-JVW)



EquVT150(GE-JVW)
Equipment, Voltage Trf, 150kVBIL(GE-JVW)



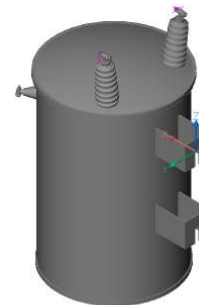
EquVT250(GE-JVS)
Equipment, Voltage Trf, 250kVBIL(GE-JVS)



EquVT350(GE-JVS)
Equipment, Voltage Trf, 350kVBIL(GE-JVS)



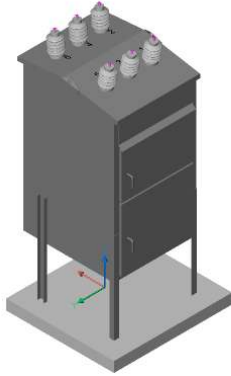
EquXf110
Equipment, Transformer, 110kVBIL



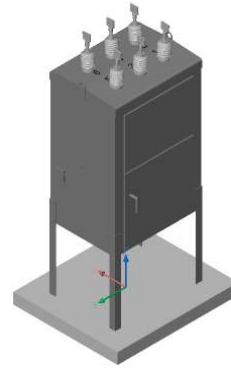
Section IV

Major Equipment

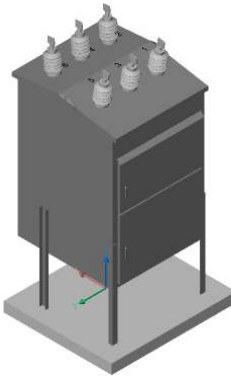
MjrBrSF110-1200(Siemens-SDV6)
Major Equipment, Breaker, SF6, 110kVBIL,
1200(Siemens-SDV6)



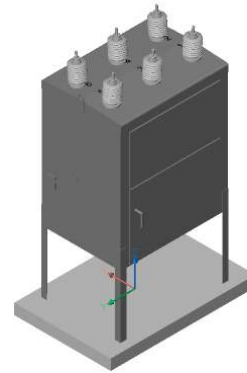
MjrBrSF110-1250(ABB-R-Mag)
Major Equipment, Breaker, SF6, 110kVBIL,
1250(ABB-R-Mag)



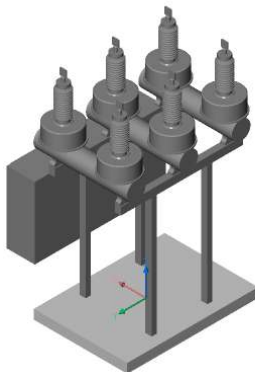
MjrBrSF150-1200(Siemens-SDV6)
Major Equipment, Breaker, SF6, 150kVBIL,
1200(Siemens-SDV6)



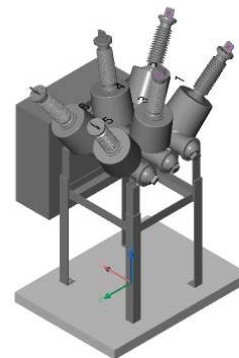
MjrBrSF150-1250(ABB-R-Mag)
Major Equipment, Breaker, SF6, 150kVBIL,
1250(ABB-R-Mag)



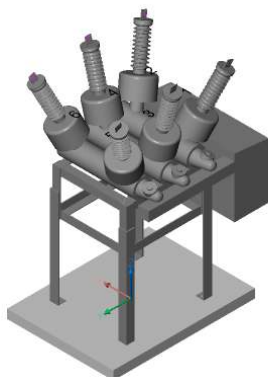
MjrBrSF250-1200(ABB-PMI)
Major Equipment, Breaker, SF6, 250kVBIL,
1200(ABB-PMI)



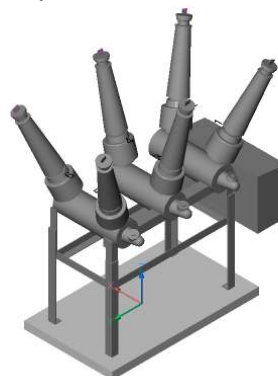
MjrBrSF350-1200(Mitsubishi-SFMT)
Major Equipment, Breaker, SF6, 350kVBIL,
1200(Mitsubishi-SFMT)



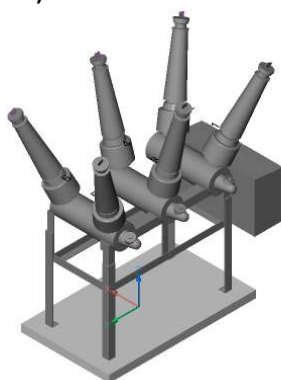
MjrBrSF350-1200(Siemens-SPS2)
Major Equipment, Breaker, SF6, 350kVBIL,
1200(Siemens-SPS2)



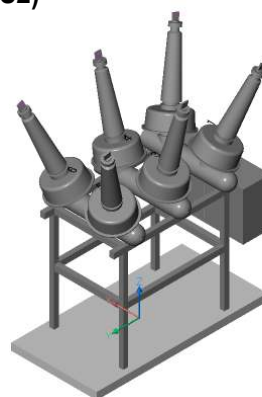
MjrBrSF550-1200(Siemens-SPS2)
Major Equipment, Breaker, SF6, 550kVBIL,
1200(Siemens-SPS2)



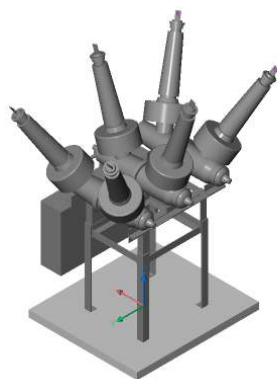
MjrBrSF650-1200(Siemens-SPS2)
Major Equipment, Breaker, SF6, 650kVBIL,
1200(Siemens-SPS2)




MjrBrSF750-1200(Siemens-SPS2)
Major Equipment, Breaker, SF6, 750kVBIL,
1200(Siemens-SPS2)




MjrBrSF750-2000(ABB-PMI)
Major Equipment, Breaker, SF6, 750kVBIL,
2000(ABB-PMI)



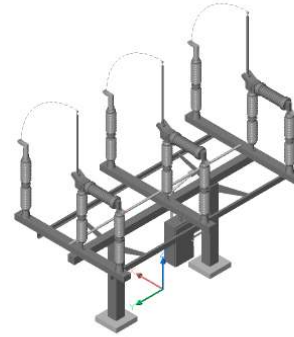
MjrCSSF150-1200(S&C-2000)
Major Equipment, Circuit Switcher, SF6, 150kVBIL,
1200(S&C-2000)



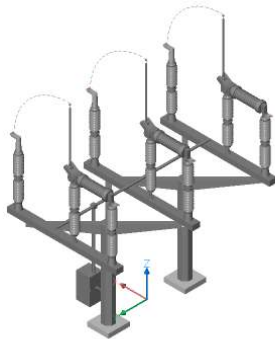
MjrCSSF1P110-1200(S&C-MarkV)
 Major Equipment, Circuit Switcher, SF6, One Pole,
 110kVBIL, 1200(S&C-MarkV)



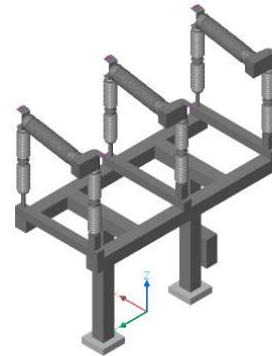
MjrCSSF750-1200(S&C-2000)
 Major Equipment, Circuit Switcher, SF6, 750kVBIL,
 1200(S&C-2000)




MjrCSSF750-1200(S&C-MarkV)
 Major Equipment, Circuit Switcher, SF6, 750kVBIL,
 1200(S&C-MarkV)



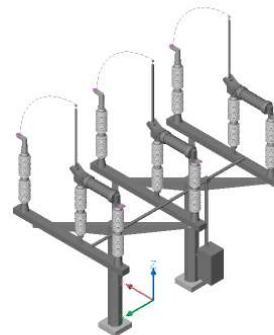
MjrCSSF750-1200(SS-CSH)
 Major Equipment, Circuit Switcher, SF6, 750kVBIL,
 1200(SS-CSH)



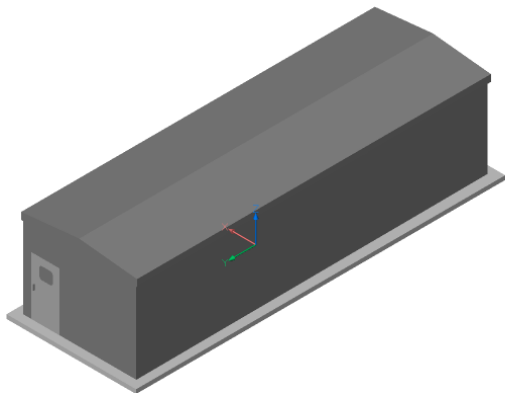
MjrCSSF750-1200(SS-CSV)
 Major Equipment, Circuit Switcher, SF6, 750kVBIL,
 1200(SS-CSV)



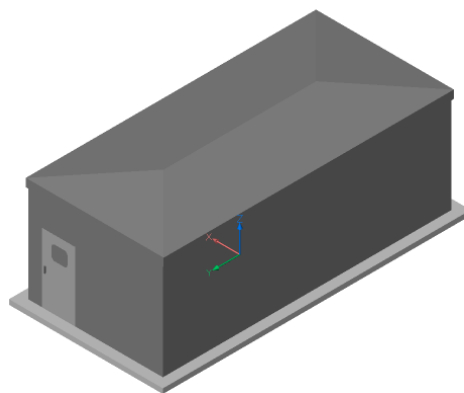
MjrLRSF750-1200(S&C)
 Major Equipment, Line Rupter, SF6, 750kVBIL,
 1200(S&C)



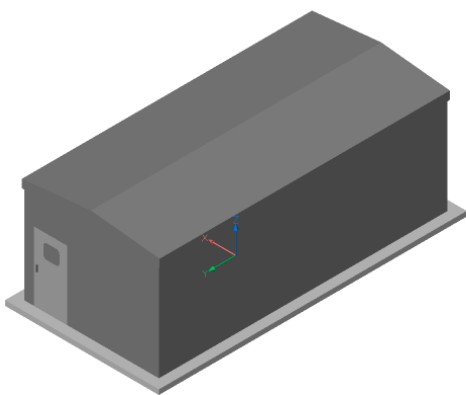
MjrMS-13Bay
Major Equipment, Metal-Clad Switchgear, 13Bay



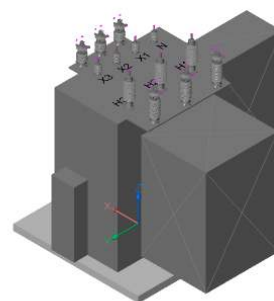
MjrMS-6Bay
Major Equipment, Metal-Clad Switchgear, 6Bay



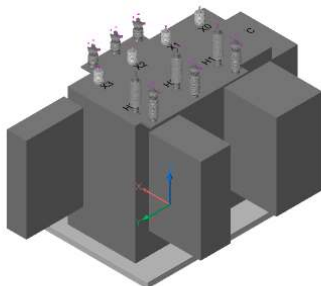
MjrRH-14x30
Major Equipment, Relay House, 14x30



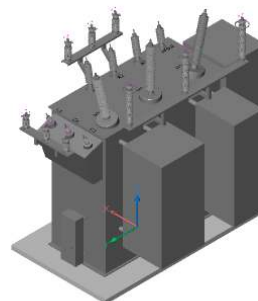
MjrXfOI250-15mVA
Major Equipment, Transformer, Oil, 250kVBIL, 15mVA



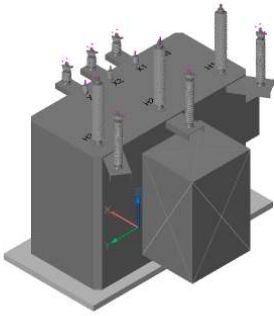
MjrXfOI350-18mVA
Major Equipment, Transformer, Oil, 350kVBIL, 18mVA



MjrXfOI750-100mVA
Major Equipment, Transformer, Oil, 750kVBIL, 100mVA



MjrXfOI750-30mVA
Major Equipment, Transformer, Oil, 750kVBIL, 30mVA



Major Equipment

Section V

Insulators

InsSPPmSS150
Insulator, Station Post, Polymer, Standard Strength,
150kVBIL



InsSPPmSS200
Insulator, Station Post, Polymer, Standard Strength,
200kVBIL



InsSPPmSS250
Insulator, Station Post, Polymer, Standard Strength,
250kVBIL



InsSPPmSS350
Insulator, Station Post, Polymer, Standard Strength,
350kVBIL



InsSPPmSS550
Insulator, Station Post, Polymer, Standard Strength,
550kVBIL



InsSPPmSS650
Insulator, Station Post, Polymer, Standard Strength,
650kVBIL



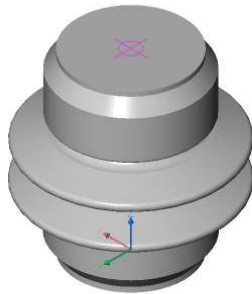
InsSPPmSS750
Insulator, Station Post, Polymer, Standard Strength,
750kVBIL



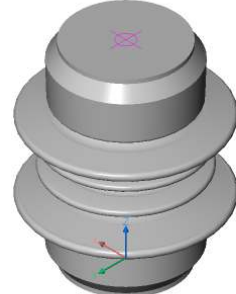
InsSPPmSS900
Insulator, Station Post, Polymer, Standard Strength,
900kVBIL



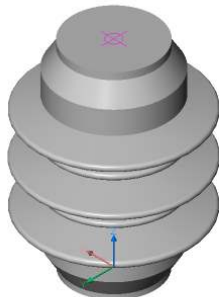
InsSPPrEH095
Insulator, Station Post, Porcelain, Extra High Strength,
095kVBIL



InsSPPrEH110
Insulator, Station Post, Porcelain, Extra High Strength,
110kVBIL




InsSPPrEH150
Insulator, Station Post, Porcelain, Extra High Strength,
150kVBIL



InsSPPrEH200
Insulator, Station Post, Porcelain, Extra High Strength,
200kVBIL



InsSPPrEH250
Insulator, Station Post, Porcelain, Extra High Strength,
250kVBIL



InsSPPrEH350
Insulator, Station Post, Porcelain, Extra High Strength,
350kVBIL



InsSPPrEH550
Insulator, Station Post, Porcelain, Extra High Strength,
550kVBIL



InsSPPrEH650
Insulator, Station Post, Porcelain, Extra High Strength,
650kVBIL



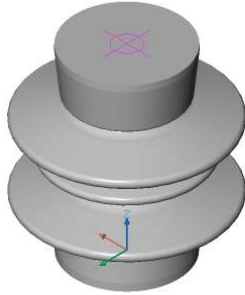
InsSPPrEH750
Insulator, Station Post, Porcelain, Extra High Strength,
750kVBIL



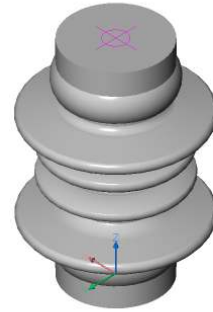
InsSPPrEH900
Insulator, Station Post, Porcelain, Extra High Strength,
900kVBIL



InsSPPrTR202
Insulator, Station Post, Porcelain, ANSI TR202



InsSPPrTR205
Insulator, Station Post, Porcelain, ANSI TR205



InsSPPrTR208
Insulator, Station Post, Porcelain, ANSI TR208



InsSPPrTR210
Insulator, Station Post, Porcelain, ANSI TR210



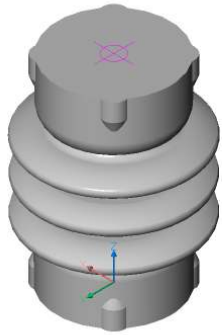
InsSPPrTR214
Insulator, Station Post, Porcelain, ANSI TR214



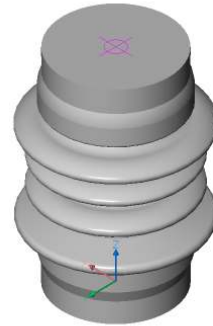
InsSPPrTR216
Insulator, Station Post, Porcelain, ANSI TR216



InsSPPrTR222
Insulator, Station Post, Porcelain, ANSI TR222



InsSPPrTR225
Insulator, Station Post, Porcelain, ANSI TR225



InsSPPrTR227
Insulator, Station Post, Porcelain, ANSI TR227



InsSPPrTR231
Insulator, Station Post, Porcelain, ANSI TR231



InsSPPrTR267
Insulator, Station Post, Porcelain, ANSI TR267



InsSPPrTR278
Insulator, Station Post, Porcelain, ANSI TR278



InsSPPrTR286
Insulator, Station Post, Porcelain, ANSI TR286



InsSPPrTR287
Insulator, Station Post, Porcelain, ANSI TR287



InsSPPrTR288
Insulator, Station Post, Porcelain, ANSI TR288



InsSPPrTR289
Insulator, Station Post, Porcelain, ANSI TR289



InsSPPrTR291
Insulator, Station Post, Porcelain, ANSI TR291



InsSPPrTR295
Insulator, Station Post, Porcelain, ANSI TR295



InsSPPrTR304
Insulator, Station Post, Porcelain, ANSI TR304



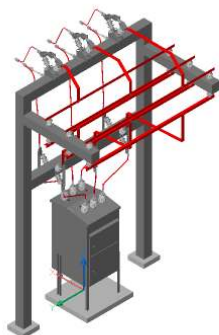
InsSPPrTR308
Insulator, Station Post, Porcelain, ANSI TR308



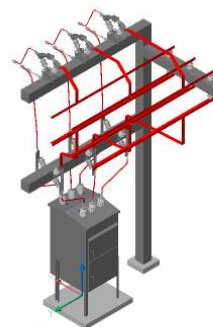
Section VI

Structures

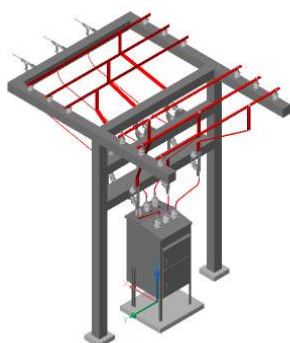
AssStrBrOHT1101
Assembly, Structure, Breaker, Overhead, T11, 15kV



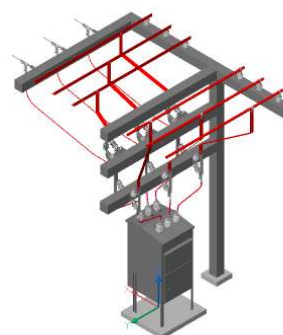
AssStrBrOHT1201
Assembly, Structure, Breaker, Overhead, T12, 15kV



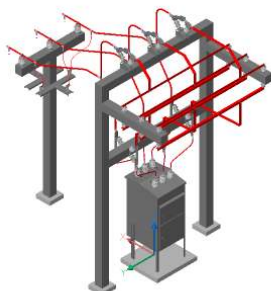
AssStrBrOHT2101
Assembly, Structure, Breaker, Overhead, T21, 15kV



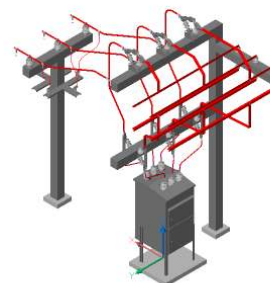
AssStrBrOHT2201
Assembly, Structure, Breaker, Overhead, T22, 15kV



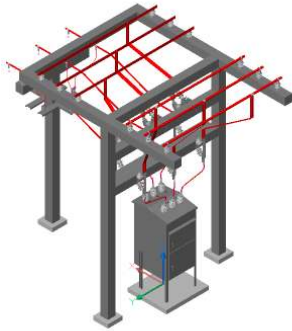
AssStrBrUGT1101
Assembly, Structure, Breaker, Underground, T11, 15kV



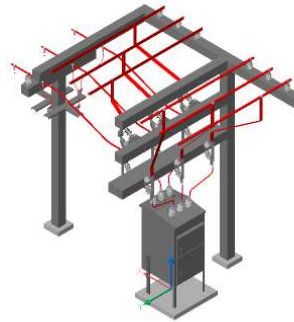
AssStrBrUGT1201
Assembly, Structure, Breaker, Underground, T12, 15kV



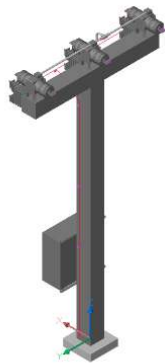
AssStrBrUGT2101
Assembly, Structure, Breaker, Underground, T21, 15kV



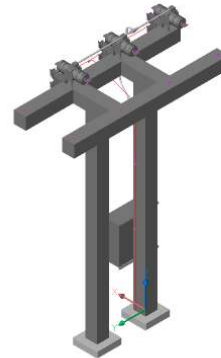
AssStrBrUGT2201
Assembly, Structure, Breaker, Underground, T22, 15kV



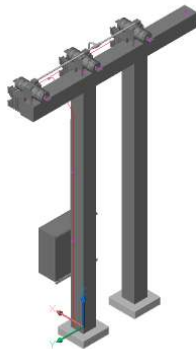
AssStrMg3P01-17
Assembly, Structure, Metering, Three Pole, 15kV, 17'



AssStrMg4P01-17
Assembly, Structure, Metering, Four Pole, 15kV, 17'



AssStrMg4P02-17
Assembly, Structure, Metering, Four Pole, 25kV, 17'



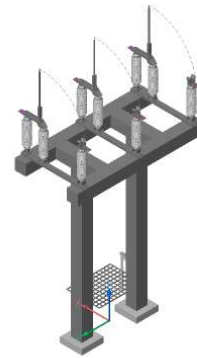
AssStrSw3PVB04-18
Assembly, Structure, Switch, Three Pole, Vertical Break, 46kV, 18'




AssStrSw3PVB04-27
Assembly, Structure, Switch, Three Pole, Vertical
Break, 46kV, 27'



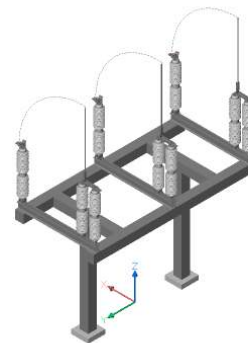
AssStrSw3PVB06-18
Assembly, Structure, Switch, Three Pole, Vertical
Break, 69kV, 18'



AssStrSw3PVB06-27
Assembly, Structure, Switch, Three Pole, Vertical
Break, 69kV, 27'



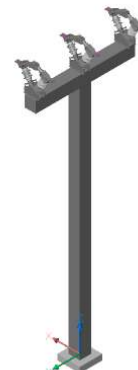
AssStrSw3PVB16-18
Assembly, Structure, Switch, Three Pole, Vertical
Break, 161kV, 18'



AssStrSw3PVB16-27
Assembly, Structure, Switch, Three Pole, Vertical
Break, 161kV, 27'



AssStrSw3PVe01-32
Assembly, Structure, Switch, Three Pole, Vee
Switch, 15kV, 32'



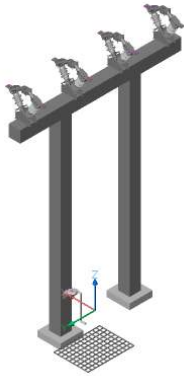
AssStrSw3PVe06-21
Assembly, Structure, Switch, Three Pole, Vee Switch,
69kV, 21'




AssStrSw4PVB02-18
Assembly, Structure, Switch, Four Pole, Vertical Break,
25kV, 18'



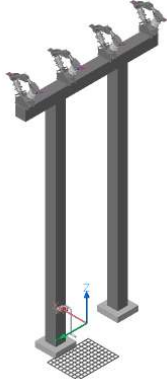
AssStrSw4PVe01-18
Assembly, Structure, Switch, Four Pole, Vee Switch,
15kV, 18'




AssStrSw4PVe01-20
Assembly, Structure, Switch, Four Pole, Vee Switch,
15kV, 20'




AssStrSw4PVe01-21
Assembly, Structure, Switch, Four Pole, Vee Switch,
15kV, 21'




FncBI-5x15
Fence, Block, 5x15'



FncBI-5x9
Fence, Block, 5x9'



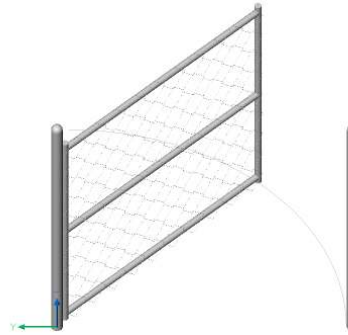
FncCk-5x9
Fence, Chain Link, 5x9'



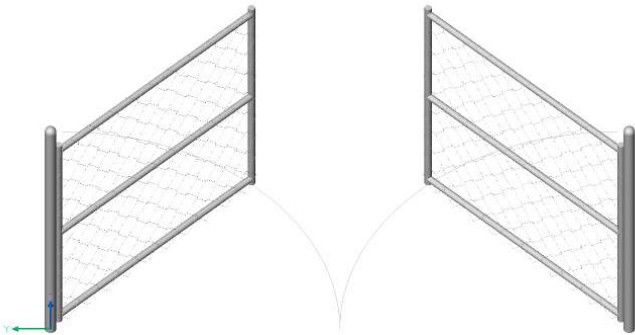
FncCP-10
Fence, Corner Post, 10'



FncGt-10
Fence, Gate, 10'



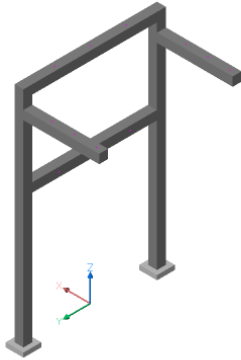
FncGt-20
Fence, Gate, 20'



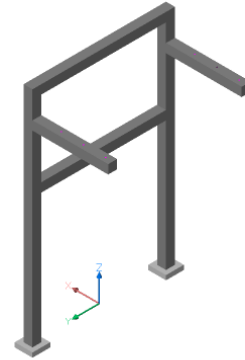
FncLP-10
Fence, Line Post, 10'



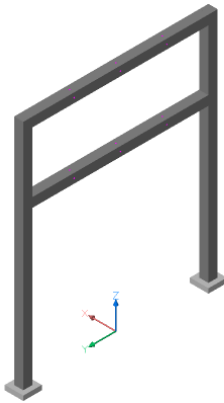
StrBrT1101
Structure, Breaker, T11, 15kV



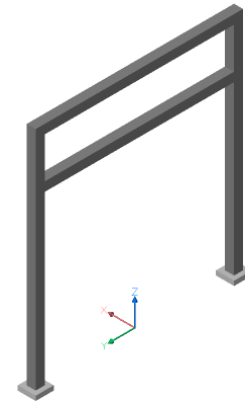
StrBrT1102
Structure, Breaker, T11, 25kV



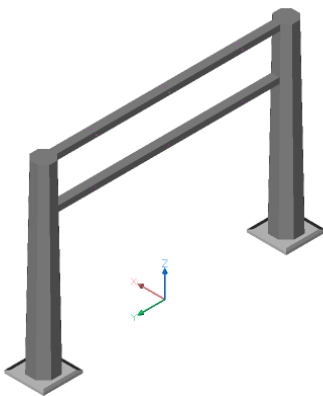
StrBrT1104
Structure, Breaker, T11, 46kV




StrBrT1106
Structure, Breaker, T11, 69kV



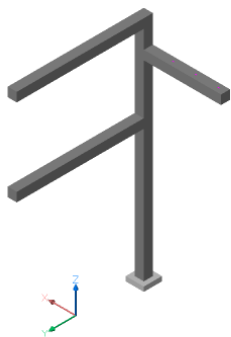
StrBrT1116
Structure, Breaker, T11, 161kV




StrBrT1201
Structure, Breaker, T12, 15kV




StrBrT1202
Structure, Breaker, T12, 25kV



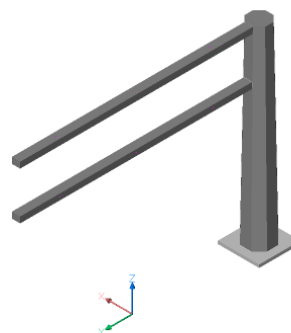
StrBrT1204
Structure, Breaker, T12, 46kV



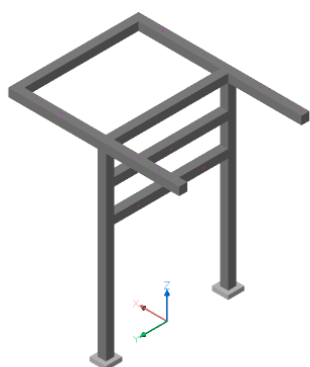
StrBrT1206
Structure, Breaker, T12, 69kV



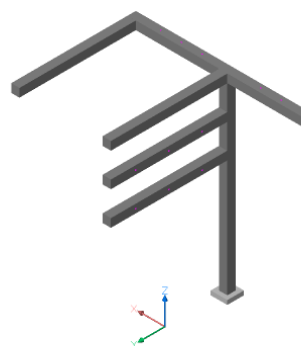
StrBrT1216
Structure, Breaker, T12, 161kV



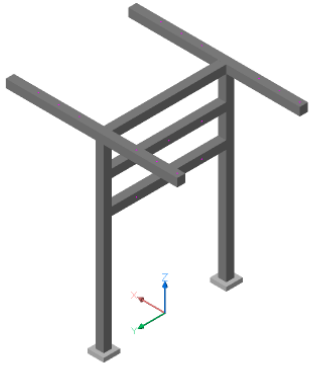
StrBrT2101
Structure, Breaker, T21, 15kV



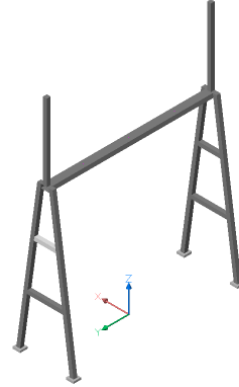
StrBrT2201
Structure, Breaker, T22, 15kV



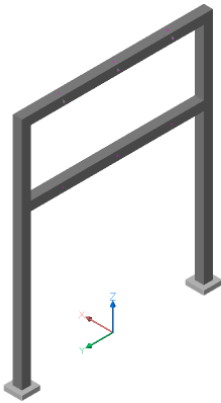
StrBrT3101
Structure, Breaker, T31, 15kV



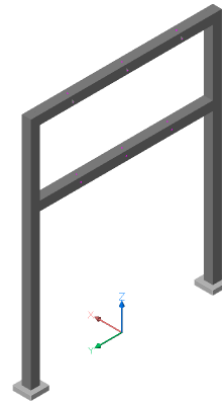
StrDeAF16-39
Structure, Deadend, A-Frame, 161kV, 39'



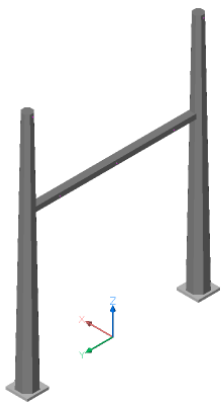
StrDeHh04-25
Structure, Deadend, H-Structure, 46kV, 25'



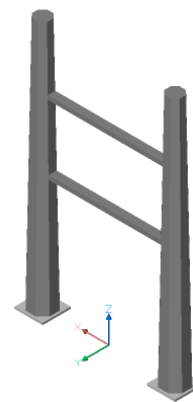
StrDeHh06-25
Structure, Deadend, H-Structure, 69kV, 25'




StrDeHh16-32
Structure, Deadend, H-Structure, 161kV, 32'



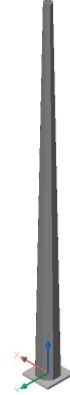
StrDeHh16-62
Structure, Deadend, H-Structure, 161kV, 62'




StrLM-65
Structure, Lightning Mast, 65'



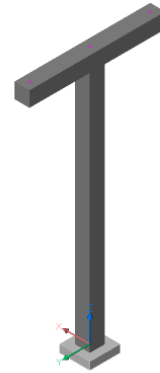
StrLM-75
Structure, Lightning Mast, 75'



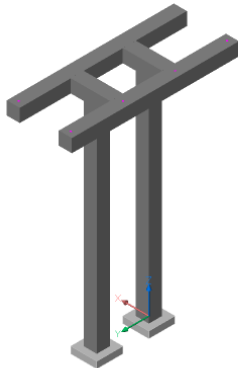
StrLM-85
Structure, Lightning Mast, 85'




StrMg3P01-17
Structure, Metering, Three Pole, 15kV, 17'




StrMG4P01-17
Structure, Metering, Four Pole, 15kV, 17'



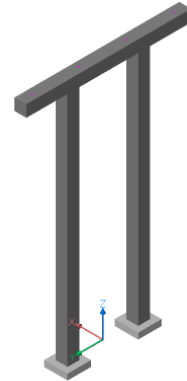
StrMg4p02-17
Structure, Metering, Four Pole, 25kV, 17'



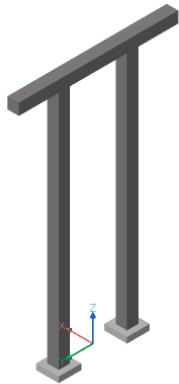
StrPi01-18
Structure, Pi-Structure, 15kV, 18'




StrPi01-21
Structure, Pi-Structure, 15kV, 21'



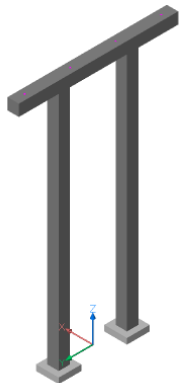
StrPi01-22
Structure, Pi-Structure, 15kV, 22'




StrPi02-18
Structure, Pi-Structure, 25kV, 18'



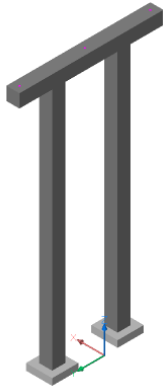
StrPi02-22
Structure, Pi-Structure, 25kV, 22'



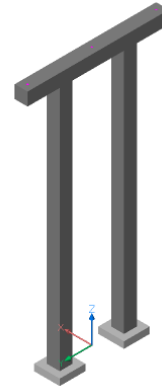
StrPi04-16
Structure, Pi-Structure, 46kV, 16'



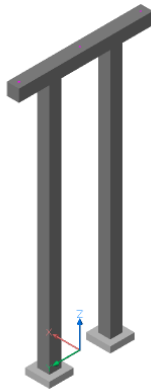
StrPi04-19
Structure, Pi-Structure, 46kV, 19'



StrPi04-20
Structure, Pi-Structure, 46kV, 20'



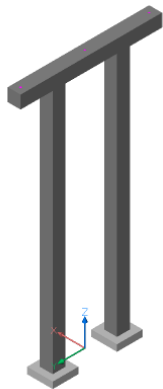
StrPi04-22
Structure, Pi-Structure, 46kV, 22'



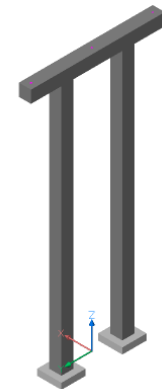
StrPi06-16
Structure, Pi-Structure, 69kV, 16'



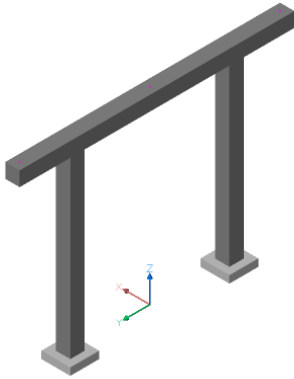
StrPi06-20
Structure, Pi-Structure, 69kV, 20'



StrPi06-22
Structure, Pi-Structure, 69kV, 22'



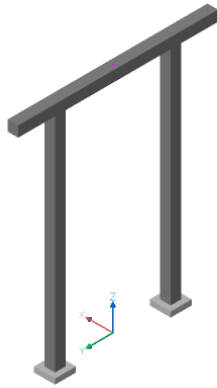
StrPi16-13
Structure, Pi-Structure, 161kV, 13'



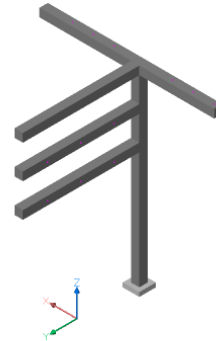
StrPi16-18
Structure, Pi-Structure, 161kV, 18'



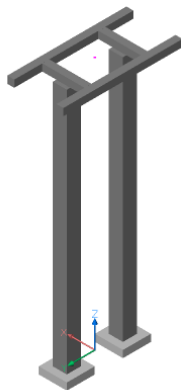
StrPi16-22
Structure, Pi-Structure, 161kV, 22'



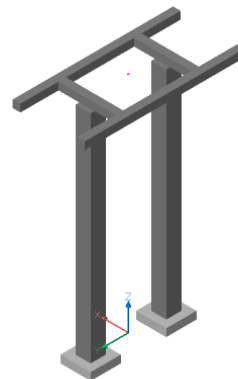
StrSSBrT3201
Structure, Substation, Breaker, T32, 15kV



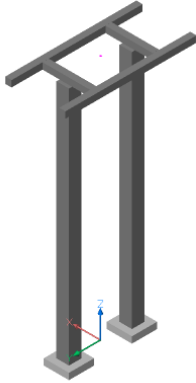
StrSw3PVB02-18
Structure, Switch, Three Pole, Vertical Break, 25kV, 18'



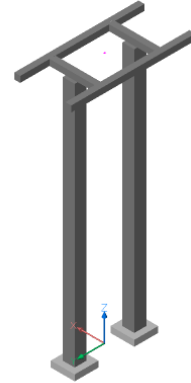
StrSw3PVB04-14
Structure, Switch, Three Pole, Vertical Break, 46kV, 14'



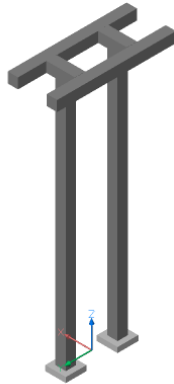
StrSw3PVB04-19
Structure, Switch, Three Pole, Vertical Break, 46kV, 19'



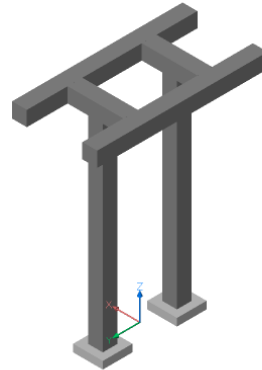
StrSw3PVB04-21
Structure, Switch, Three Pole, Vertical Break, 46kV, 21'



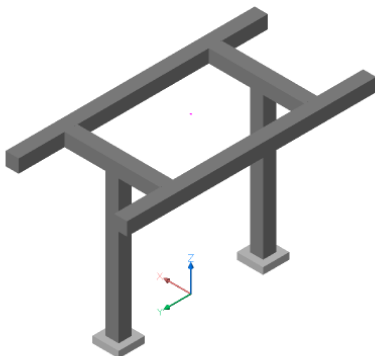
StrSw3PVB04-25
Structure, Switch, Three Pole, Vertical Break, 46kV, 25'



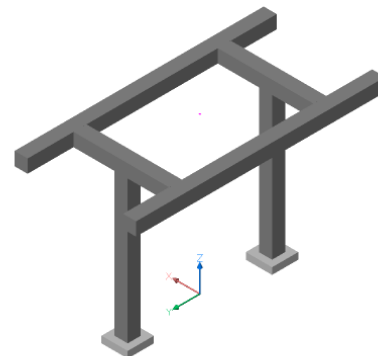
StrSw3PVB06-15
Structure, Switch, Three Pole, Vertical Break, 69kV, 15'



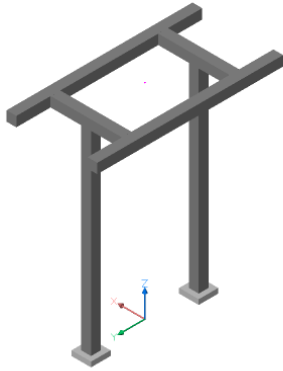
StrSw3PVB16-10
Structure, Switch, Three Pole, Vertical Break, 161kV, 10'



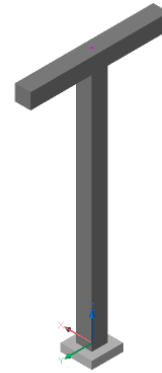
StrSw3PVB16-12
Structure, Switch, Three Pole, Vertical Break, 161kV, 12'



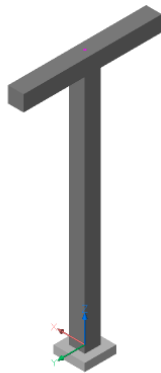
StrSw3PVB16-20
Structure, Switch, Three Pole, Vertical Break, 161kV, 20'



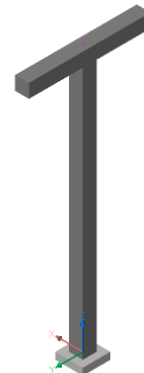
StrSw3PVe01-16
Structure, Switch, Three Pole, Vee Switch, 15kV, 16'



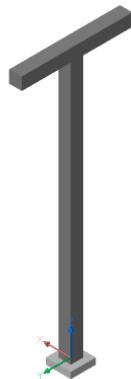
StrSw3PVe01-18
Structure, Switch, Three Pole, Vee Switch, 15kV, 18'



StrSw3PVe01-19
Structure, Switch, Three Pole, Vee Switch, 15kV, 19'




StrSw3pVe01-32
Structure, Switch, Three Pole, Vee Switch, 15kV, 32'



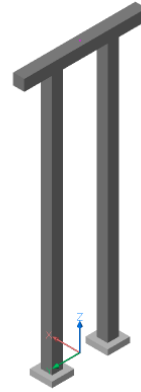
StrSw3PVe04-23
Structure, Switch, Three Pole, Vee Switch, 46kV, 23'




StrSw3PVe06-14
Structure, Switch, Three Pole, Vee Switch, 69kV, 14'




StrSw3PVe06-23
Structure, Switch, Three Pole, Vee Switch, 69kV, 23'




StrSw4PVe01-16
Structure, Switch, Four Pole, Vee Switch, 15kV, 16'



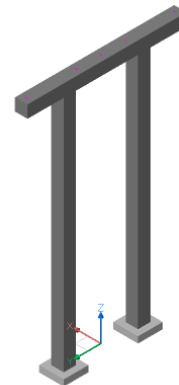
StrSw4PVe01-17
Structure, Switch, Four Pole, Vee Switch, 15kV, 17'



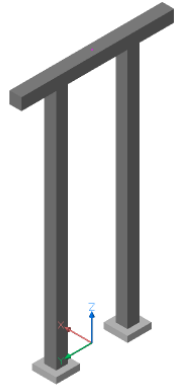
StrSw4PVe01-18
Structure, Switch, Four Pole, Vee Switch, 15kV, 18'




StrSw4PVe01-20
Structure, Switch, Four Pole, Vee Switch, 15kV, 20'



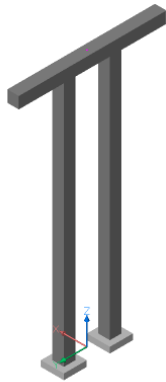
StrSw4PVe01-22
Structure, Switch, Four Pole, Vee Switch, 15kV, 22'



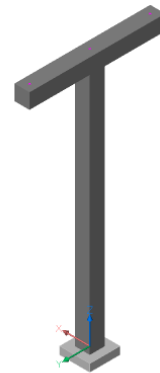
StrSw4PVe02-18
Structure, Switch, Four Pole, Vee Switch, 25kV, 18'



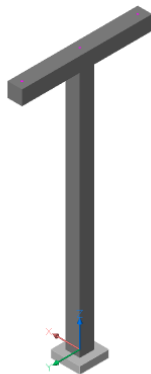
StrSw4PVe02-22
Structure, Switch, Four Pole, Vee Switch, 25kV, 22'



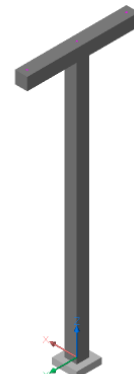
StrTS01-17
Structure, T-Structure, 15kV, 17'



StrTS01-18
Structure, T-Structure, 15kV, 18'

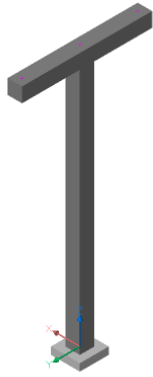


StrTS01-22
Structure, T-Structure, 15kV, 22'



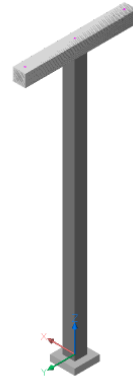
StrTS02-18

Structure, T-Structure, 25kV, 18'



StrTS02-22

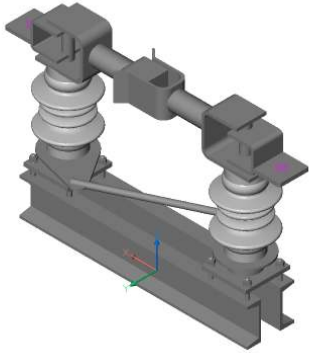
Structure, T-Structure, 25kV, 22'



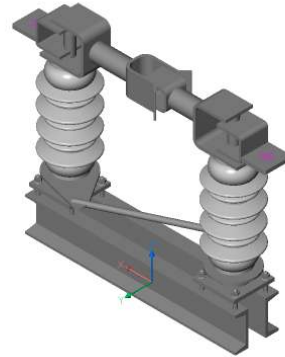
Section VII

Switches

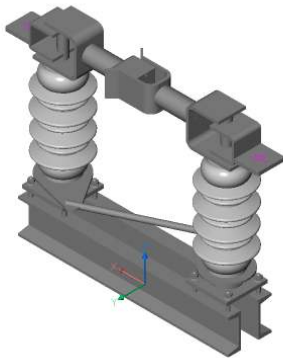
SwtCB1P110-1200(USCO)
Switch, Center Break, Single Pole, 110kVBIL,
1200(USCO)



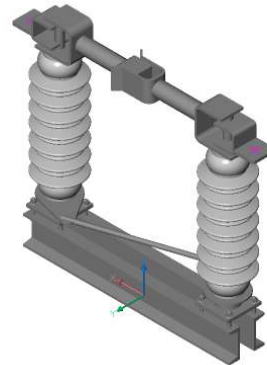
SwtCB1P150-1200(USCO)
Switch, Center Break, Single Pole, 150kVBIL,
1200(USCO)



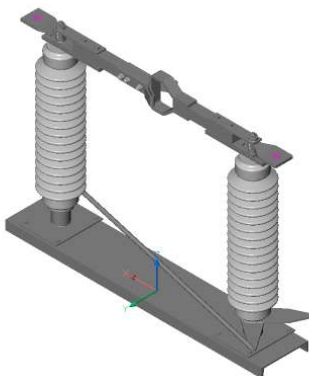
SwtCB1P200-1200(USCO)
Switch, Center Break, Single Pole, 200kVBIL,
1200(USCO)



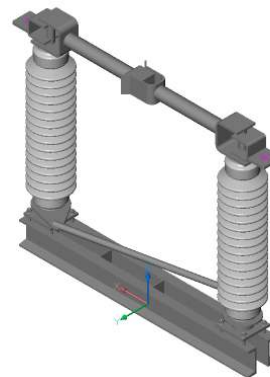
SwtCB1P250-1200(USCO)
Switch, Center Break, Single Pole, 250kVBIL,
1200(USCO)



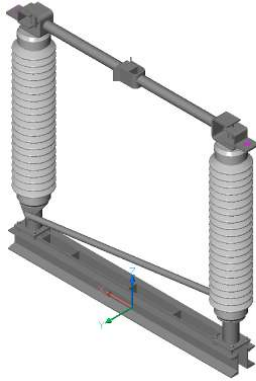
SwtCB1P350-1200(SS)
Switch, Center Break, Single Pole, 350kVBIL, 1200(SS)



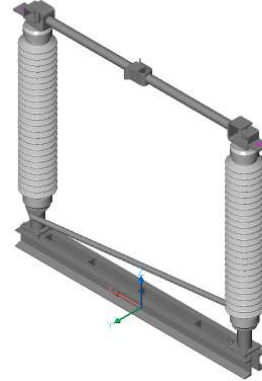
SwtCB1P350-1200(USCO)
Switch, Center Break, Single Pole, 350kVBIL,
1200(USCO)



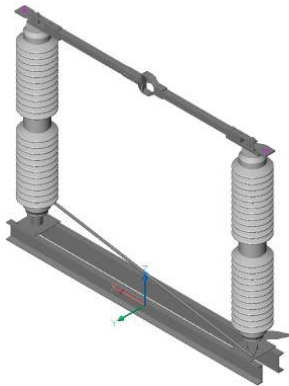
SwtCB1P550-1200(USCO)
Switch, Center Break, Single Pole, 550kVBIL,
1200(USCO)



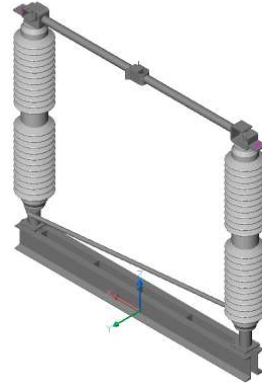
SwtCB1P650-1200(USCO)
Switch, Center Break, Single Pole, 650kVBIL,
1200(USCO)



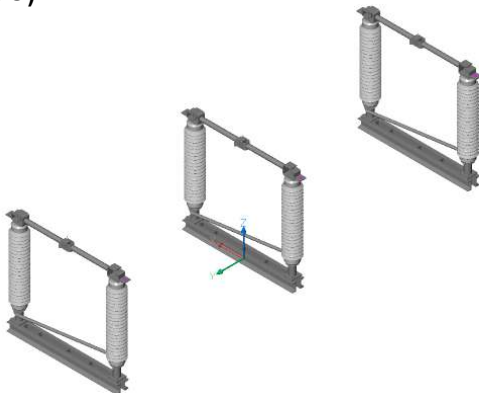
SwtCB1P750-1200(SS)
Switch, Center Break, Single Pole, 750kVBIL, 1200(SS)



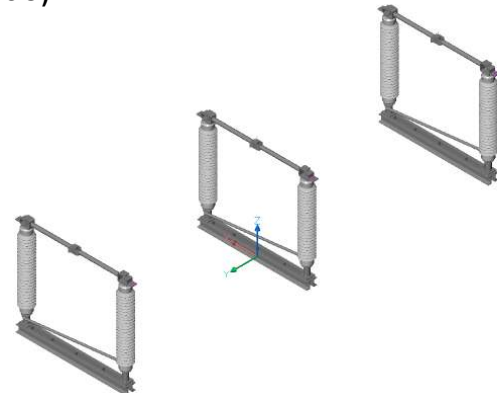
SwtCB1P750-1200(USCO)
Switch, Center Break, Single Pole, 750kVBIL,
1200(USCO)



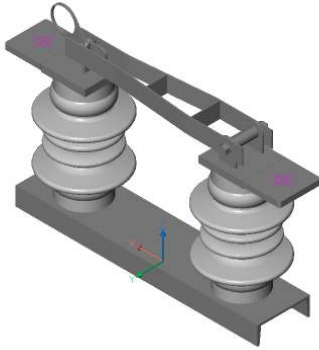
SwtCB3P550-1200(USCO)
Switch, Center Break, Three Pole, 550kVBIL,
1200(USCO)



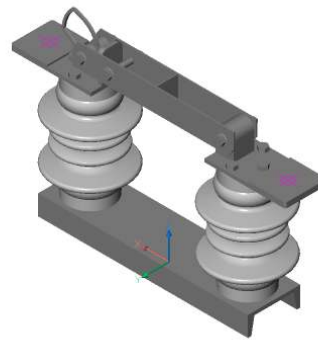
SwtCB3P650-1200(USCO)
Switch, Center Break, Three Pole, 650kVBIL,
1200(USCO)



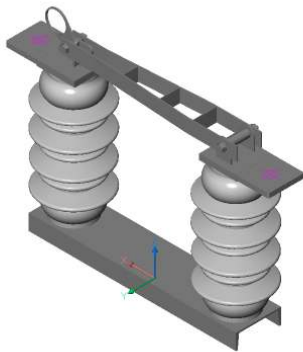
SwtHS1P110-1200(SS)
Switch, Hook Stick, Single Pole, 110kVBIL, 1200(SS)



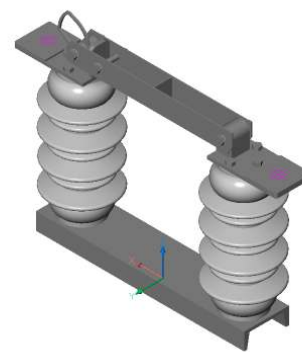
SwtHS1P110-1200(USCO)
Switch, Hook Stick, Single Pole, 110kVBIL, 1200(USCO)



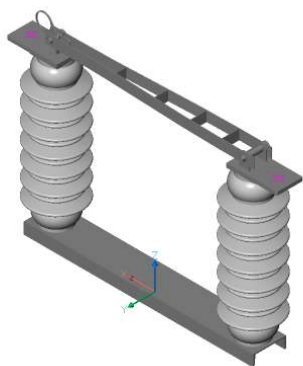
SwtHS1P150-1200(SS)
Switch, Hook Stick, Single Pole, 150kVBIL, 1200(SS)



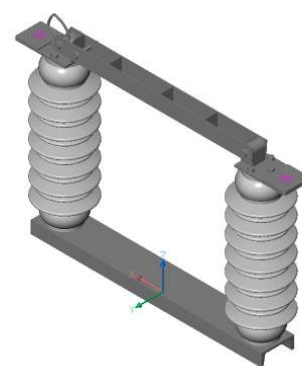
SwtHS1P150-1200(USCO)
Switch, Hook Stick, Single Pole, 150kVBIL, 1200(USCO)



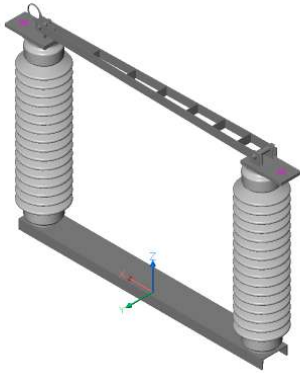
SwtHS1P250-1200(SS)
Switch, Hook Stick, Single Pole, 250kVBIL, 1200(SS)



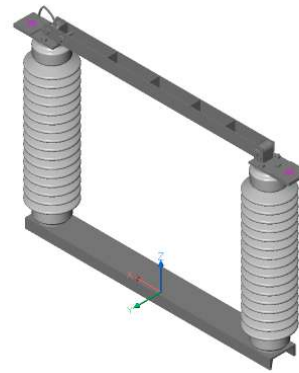
SwtHS1P250-1200(USCO)
Switch, Hook Stick, Single Pole, 250kVBIL, 1200(USCO)



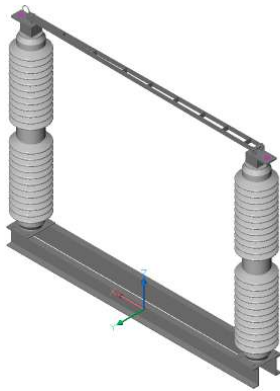
SwtHS1P350-1200(SS)
Switch, Hook Stick, Single Pole, 350kVBIL, 1200(SS)




SwtHS1P350-1200(USCO)
Switch, Hook Stick, Single Pole, 350kVBIL, 1200(USCO)



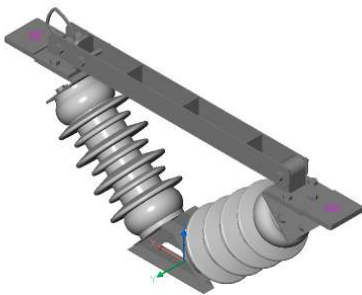
SwtHS1P750-1200(SS)
Switch, Hook Stick, Single Pole, 750kVBIL, 1200(SS)



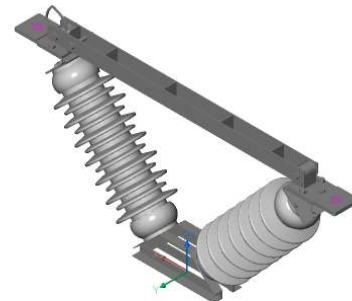
SwtHV1P110-1200(USCO)
Switch, Hook Stick Vee, Single Pole, 110kVBIL, 1200(USCO)



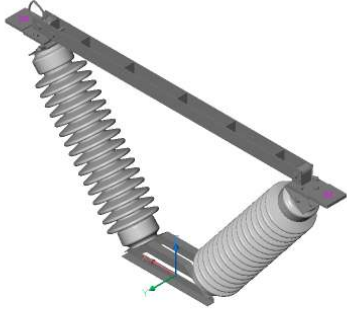
SwtHV1P150-1200(USCO)
Switch, Hook Stick Vee, Single Pole, 150kVBIL, 1200(USCO)




SwtHV1P250-1200(USCO)
Switch, Hook Stick Vee, Single Pole, 250kVBIL, 1200(USCO)



SwtHV1P350-1200(USCO)
Switch, Hook Stick Vee, Single Pole, 350kVBIL,
1200(USCO)



SwtOpGP
Switch, Operator, Ground Plate



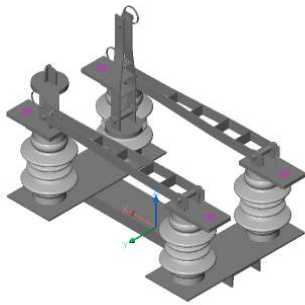
SwtOpSA
Switch, Operator, Swing Arm



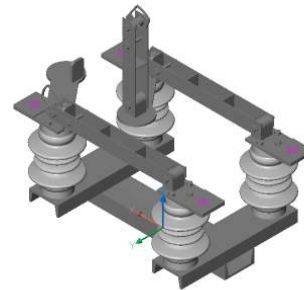
SwtOpWG
Switch, Operator, Worm Gear



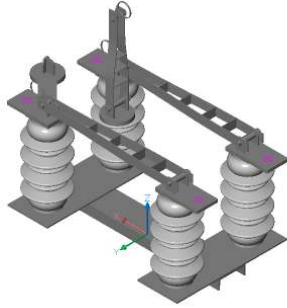
SwtRB1P110-1200(SS)
Switch, Regulator By Pass, Single Pole, 110kVBIL,
1200(SS)



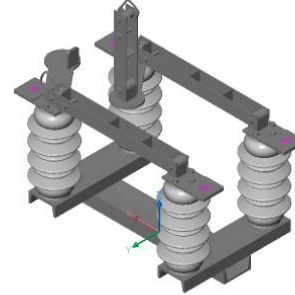
SwtRB1P110-1200(USCO)
Switch, Regulator By Pass, Single Pole, 110kVBIL,
1200(USCO)



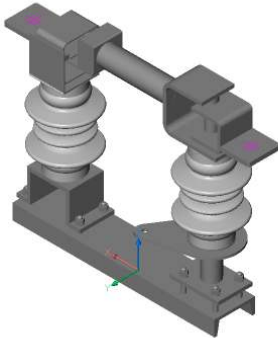
SwtRB1P150-1200(SS)
Switch, Regulator By Pass, Single Pole, 150kVBIL, 1200(SS)



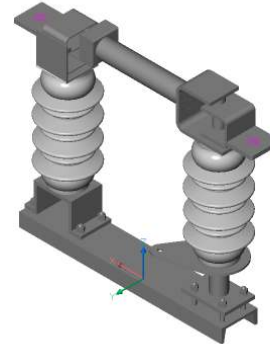
SwtRB1P150-1200(USCO)
Switch, Regulator By Pass, Single Pole, 150kVBIL, 1200(USCO)



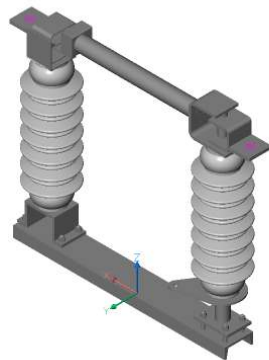
SwtSB1P110-1200(USCO)
Switch, Side Break, Single Pole, 110kVBIL, 1200(USCO)



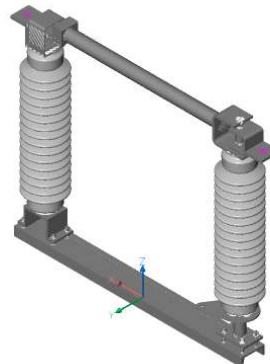
SwtSB1P150-1200(USCO)
Switch, Side Break, Single Pole, 150kVBIL, 1200(USCO)



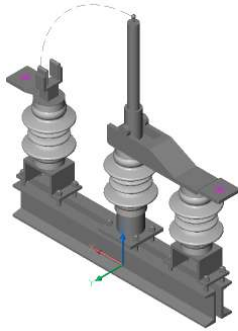
SwtSB1P250-1200(USCO)
Switch, Side Break, Single Pole, 250kVBIL, 1200(USCO)



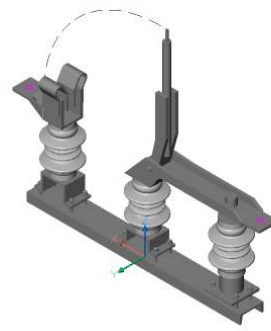
SwtSB1P350-1200(USCO)
Switch, Side Break, Single Pole, 350kVBIL, 1200(USCO)



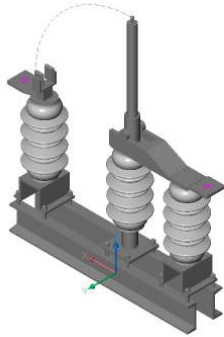
SwtVB1P110-1200(SS)
Switch, Vertical Break, Single Pole, 110kVBIL, 1200(SS)



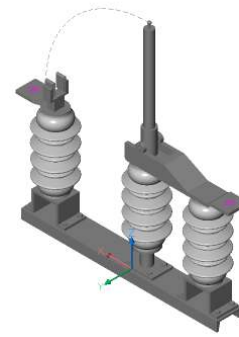
SwtVB1P110-1200(USCO)
Switch, Vertical Break, Single Pole, 110kVBIL, 1200(USCO)



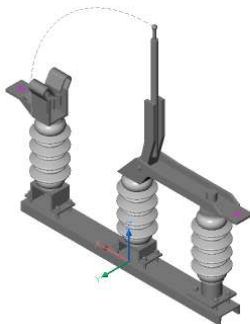
SwtVB1P150-1200(SS)-1
Switch, Vertical Break, Single Pole, 150kVBIL, 1200(SS)-1



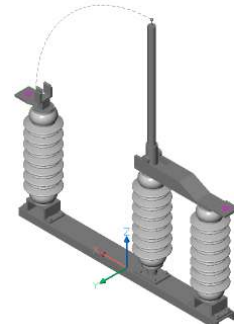
SwtVB1P150-1200(SS)
Switch, Vertical Break, Single Pole, 150kVBIL, 1200(SS)



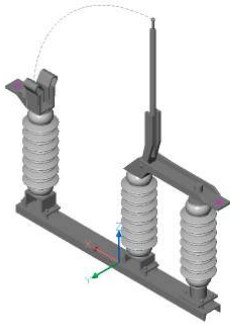
SwtVB1P150-1200(USCO)
Switch, Vertical Break, Single Pole, 150kVBIL, 1200(USCO)



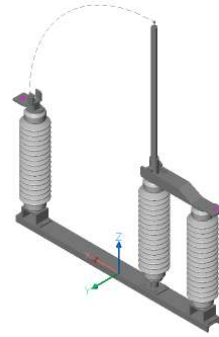
SwtVB1P250-1200(SS)
Switch, Vertical Break, Single Pole, 250kVBIL, 1200(SS)



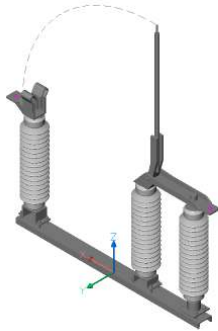
SwtVB1P250-1200(USCO)
Switch, Vertical Break, Single Pole, 250kVBIL,
1200(USCO)




SwtVB1P350-1200(SS)
Switch, Vertical Break, Single Pole, 350kVBIL, 1200(SS)




SwtVB1P350-1200(USCO)
Switch, Vertical Break, Single Pole, 350kVBIL,
1200(USCO)



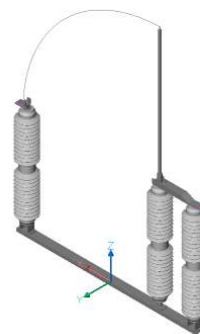
SwtVB1P550-1200(USCO)
Switch, Vertical Break, Single Pole, 550kVBIL,
1200(USCO)




SwtVB1P650-1200(USCO)
Switch, Vertical Break, Single Pole, 650kVBIL,
1200(USCO)



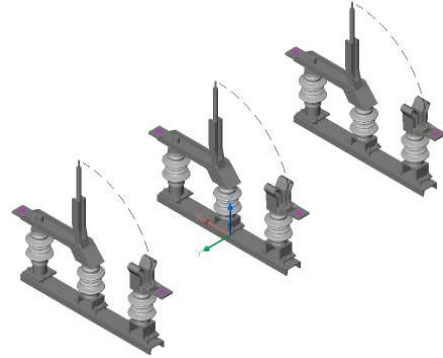
SwtVB1P750-1200(SS)
Switch, Vertical Break, Single Pole, 750kVBIL, 1200(SS)



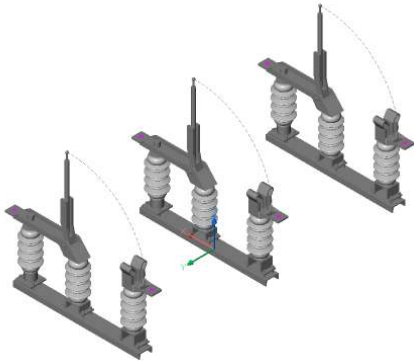
SwtVB1P750-1200(USCO)
Switch, Vertical Break, Single Pole, 750kVBIL,
1200(USCO)



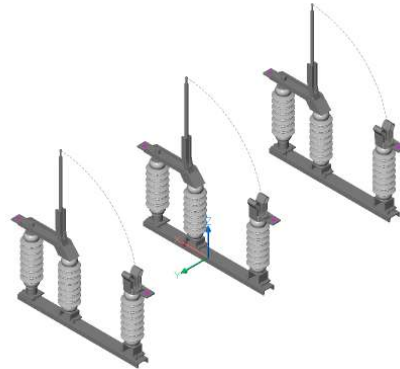
SwtVB3P110-1200(USCO)
Switch, Vertical Break, Three Pole, 110kVBIL,
1200(USCO)



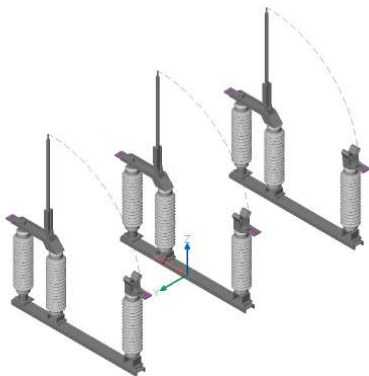
SwtVB3P150-1200(USCO)
Switch, Vertical Break, Three Pole, 150kVBIL,
1200(USCO)



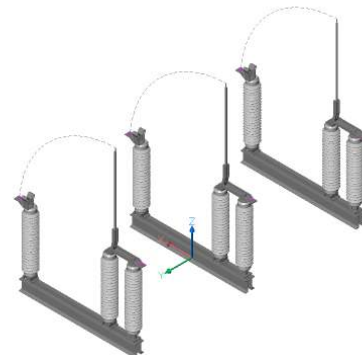
SwtVB3P250-1200(USCO)
Switch, Vertical Break, Three Pole, 250kVBIL,
1200(USCO)




SwtVB3P350-1200(USCO)
Switch, Vertical Break, Three Pole, 350kVBIL,
1200(USCO)



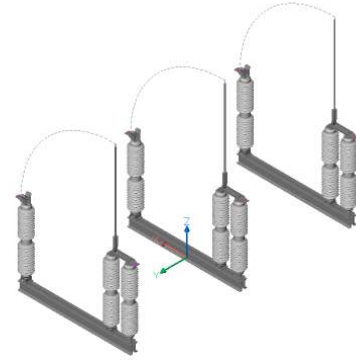
SwtVB3P550-1200(USCO)
Switch, Vertical Break, Three Pole, 550kVBIL,
1200(USCO)



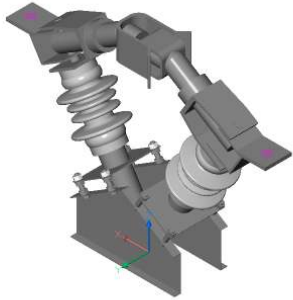
SwtVB3P650-1200(USCO)
Switch, Vertical Break, Three Pole, 650kVBIL, 1200(USCO)



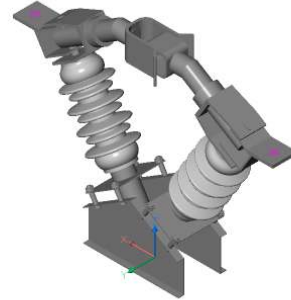
SwtVB3P750-1200(USCO)
Switch, Vertical Break, Three Pole, 750kVBIL, 1200(USCO)



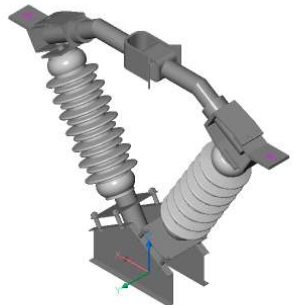
SwtVe1P110-1200(USCO)
Switch, Vee Switch, Single Pole, 110kVBIL, 1200(USCO)



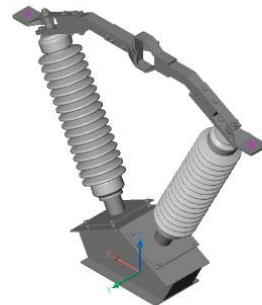
SwtVe1P150-1200(USCO)
Switch, Vee Switch, Single Pole, 150kVBIL, 1200(USCO)



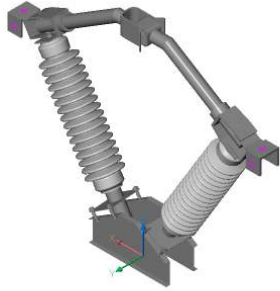
SwtVe1P250-1200(USCO)
Switch, Vee Switch, Single Pole, 250kVBIL, 1200(USCO)



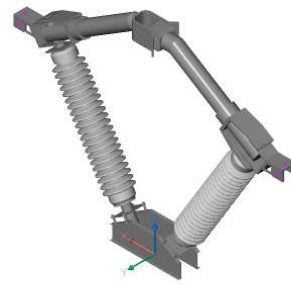
SwtVe1P350-1200(SS)
Switch, Vee Switch, Single Pole, 350kVBIL, 1200(SS)



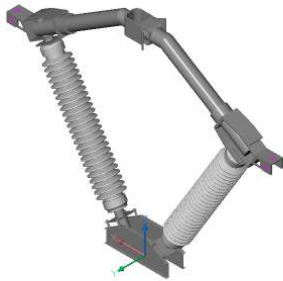
SwtVe1P350-1200(USCO)
Switch, Vee Switch, Single Pole, 350kVBIL, 1200(USCO)




SwtVe1P550-1200(USCO)
Switch, Vee Switch, Single Pole, 550kVBIL, 1200(USCO)




SwtVe1P650-1200(USCO)
Switch, Vee Switch, Single Pole, 650kVBIL, 1200(USCO)



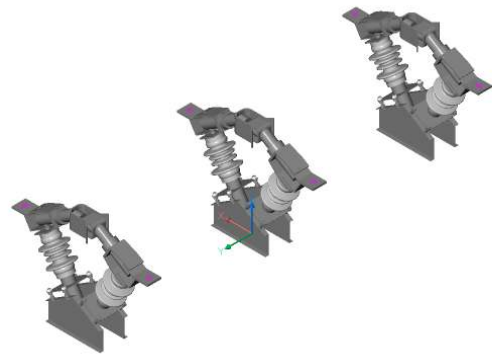
SwtVe1P750-1200(SS)
Switch, Vee Switch, Single Pole, 750kVBIL, 1200(SS)



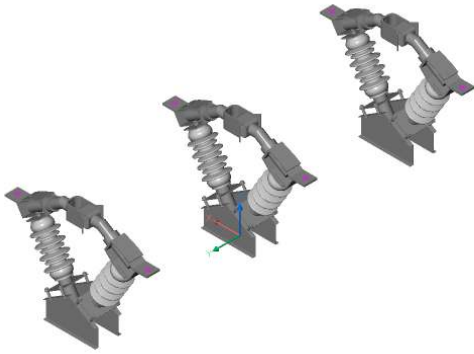
SwtVe1P750-1200(USCO)
Switch, Vee Switch, Single Pole, 750kVBIL, 1200(USCO)



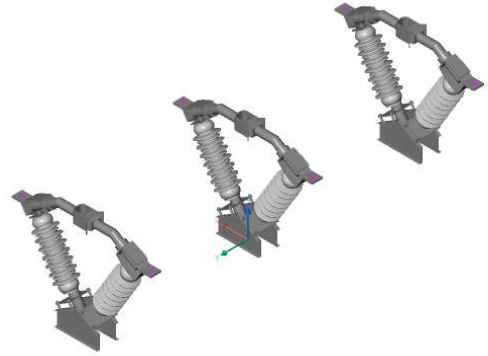
SwtVe3P110-1200(USCO)
Switch, Vee Switch, Three Pole, 110kVBIL, 1200(USCO)



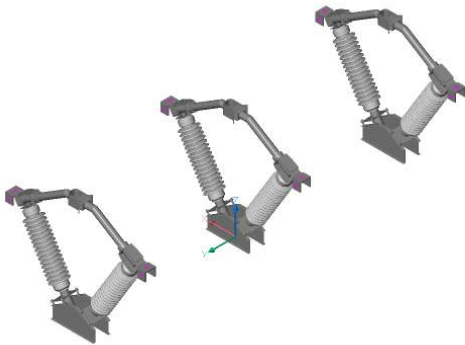
SwtVe3P150-1200(USCO)
Switch, Vee Switch, Three Pole, 150kVBIL, 1200(USCO)



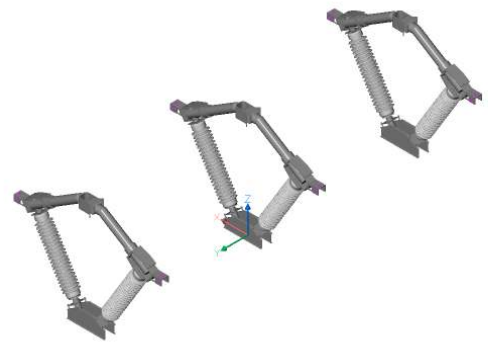
SwtVe3P250-1200(USCO)
Switch, Vee Switch, Three Pole, 250kVBIL, 1200(USCO)



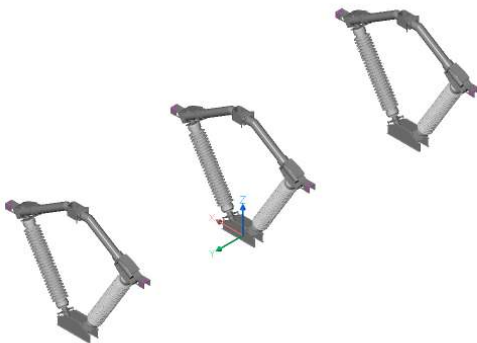
SwtVe3P350-1200(USCO)
Switch, Vee Switch, Three Pole, 350kVBIL, 1200(USCO)



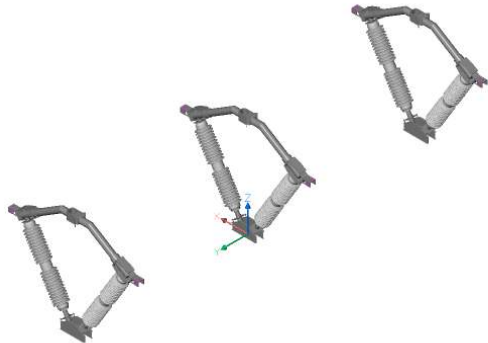
SwtVe3P550-1200(USCO)
Switch, Vee Switch, Three Pole, 550kVBIL, 1200(USCO)



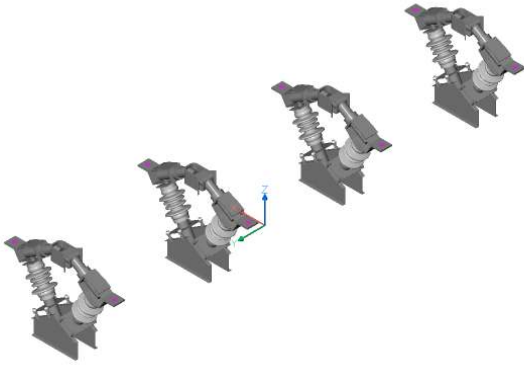
SwtVe3P650-1200(USCO)
Switch, Vee Switch, Three Pole, 650kVBIL, 1200(USCO)



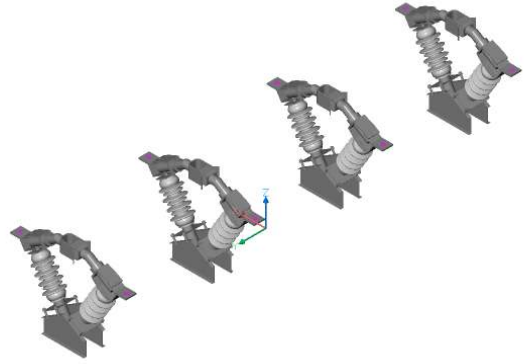
SwtVe3P750-1200(USCO)
Switch, Vee Switch, Three Pole, 750kVBIL, 1200(USCO)



SwtVe4P110-1200(USCO)
Switch, Vee Switch, Four Pole, 110kVBIL, 1200(USCO)




SwtVe4P150-1200(USCO)
Switch, Vee Switch, Four Pole, 150kVBIL, 1200(USCO)




Section VIII

Distribution


BltCg38x4
Bolt, Carriage, 3/8x4"




BltCg58x7
Bolt, Carriage, 5/8x7"




BltDA58x12
Bolt, Double Arming, 5/8x12"




BltDA58x14
Bolt, Double Arming, 5/8x14"




BltDA58x16
Bolt, Double Arming, 5/8x16"




BltDA58x18
Bolt, Double Arming, 5/8x18"




BlfDA58x20
Bolt, Double Arming, 5/8x20"



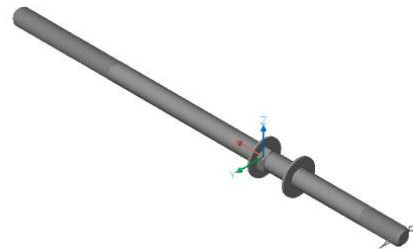
BlfDA58x22
Bolt, Double Arming, 5/8x22"



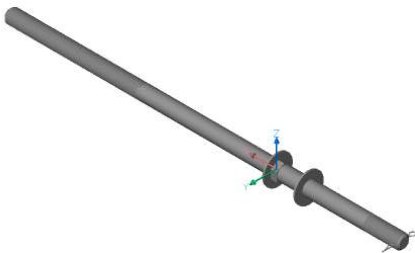
BlfDA58x24
Bolt, Double Arming, 5/8x24"



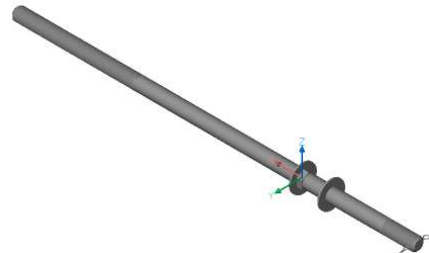
BlfDU58x10
Bolt, Double Upset, 5/8x10"



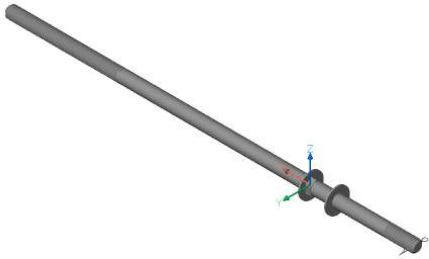
BlfDU58x12
Bolt, Double Upset, 5/8x12"



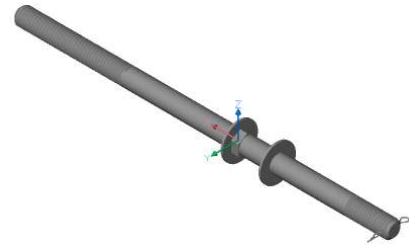
BlfDU58x14
Bolt, Double Upset, 5/8x14"



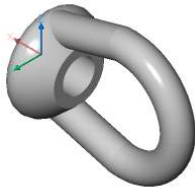
BltDU58x16
Bolt, Double Upset, 5/8x16"



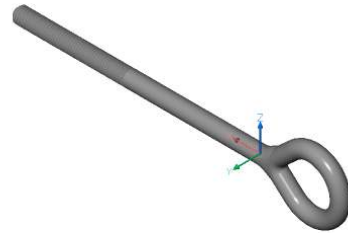
BltDU58x8
Bolt, Double Upset, 5/8x8"



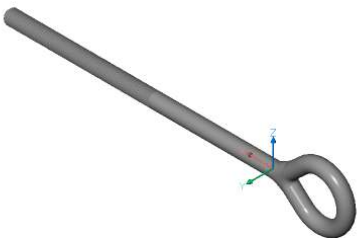
BltEN58
Bolt, Eye Nut, 5/8"



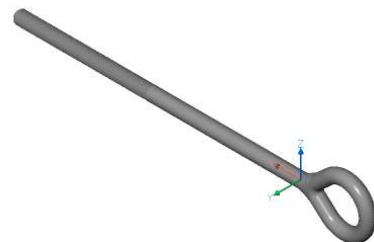
BltEy58x10
Bolt, Eye, 5/8x10"



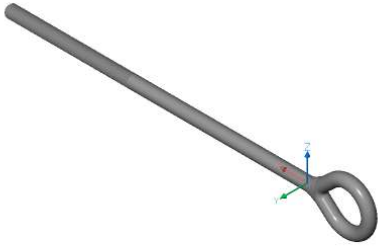
BltEy58x12
Bolt, Eye, 5/8x12"




BltEy58x14
Bolt, Eye, 5/8x14"



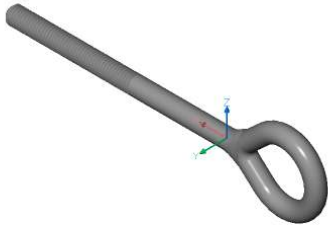
BltEy58x16
Bolt, Eye, 5/8x16"




BltEy58x18
Bolt, Eye, 5/8x18"




BltEy58x8
Bolt, Eye, 5/8x8"




BltLS12x4
Bolt, Lag Screw, 1/2x4"




BltMa58x10
Bolt, Machine, 5/8x10"




BltMa58x12
Bolt, Machine, 5/8x12"




BltMa58x14
Bolt, Machine, 5/8x14"




BltMa58x16
Bolt, Machine, 5/8x16"




BltMa58x18
Bolt, Machine, 5/8x18"



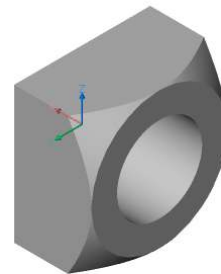
BltMa58x20
Bolt, Machine, 5/8x20"



BltMa58x8
Bolt, Machine, 5/8x8"



BltNt58
Bolt, Nut, 5/8"



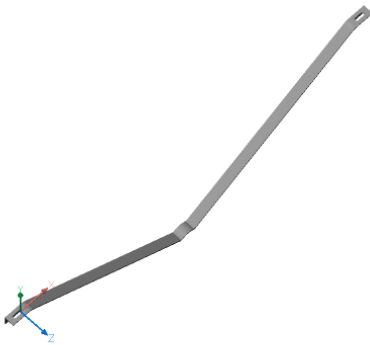
BrcAA60
Brace, Alley Arm, 60"



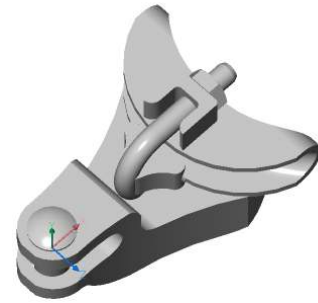
BrcSt26
Brace, Strain, 26"



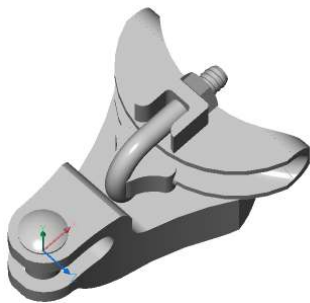
BrcWb60
Brace, Wishbone, 60"




ClpAn1.125
Clamp, Angle, 1.125"




ClpAn1.95
Clamp, Angle, 1.95"



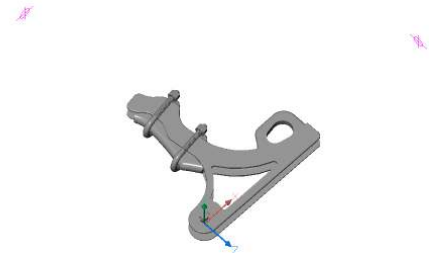
DedFI2AA
Deadend, Flexible, 2AA




DedFI30AA
Deadend, Flexible, 3/0AA



DedQd33AC
Deadend, Quad, 336AC




DedRg2AA
Deadend, Ridgid, 2AA



DedRg30AA
Deadend, Ridgid, 3/0AA



DedRg33AA
Deadend, Ridgid, 336AA




DedWg2AA
Deadend, Wedge, 2AA



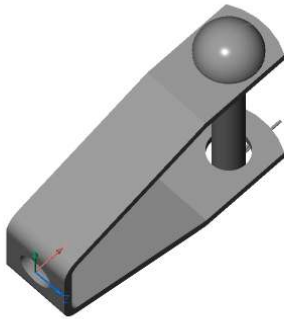
DedWg33AA
Deadend, Wedge, 336AA



DedWg63AA
Deadend, Wedge, 636AA



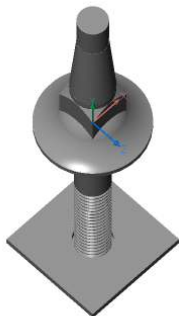
FtgCvSy
Fitting, Clevis, Secondary




FtgFGTE18
Fitting, Fiberglass, Thimble Eye, 18"



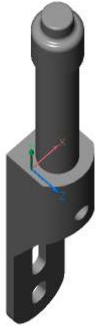
FtgPnArLg
Fitting, Pin, Anchor, Long



FtgPnArSh
Fitting, Pin, Anchor, Shackle



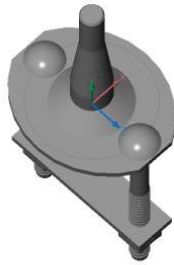
FtgPnFg18
Fitting, Pin, Fiberglass, 18"




FtgPnPT
Fitting, Pin, Pole Top




FtgPnSa
Fitting, Pin, Saddle




FtgPnTx
Fitting, Pin, Transformer



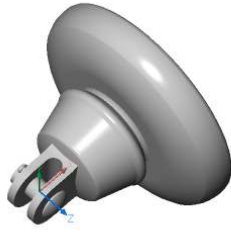
FtgThAd
Fitting, Thimble, Adaptor



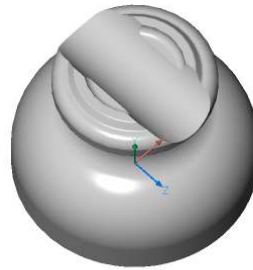
InsDiPmSt52-4
Insulator, Distribution, Polymer, Strain, ANSI TR52



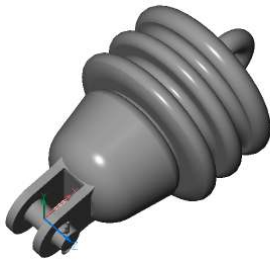
InsDiPrDe52-1
Insulator, Distribution, Porcelain, Deadend, ANSI TR52



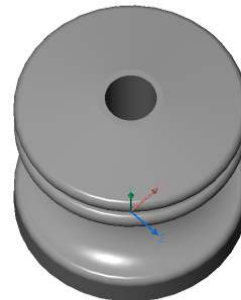
InsDiPrPn55-4
Insulator, Distribution, Porcelain, Pin, ANSI TR55




InsDiPrSt52-9
Insulator, Distribution, Porcelain, Strain, ANSI TR52




InsSdPrSp53-2
Insulator, Stud, Porcelain, Station Post, ANSI TR53



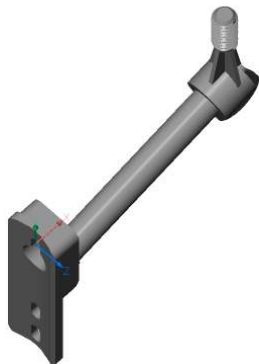
TrfOHCS25
Transformer, Overhead, CSP, 25kVA



XrmFG10
Crossarm, Fiberglass, 10'



XrmFg1P18
Crossarm, Fiberglass, Single Phase, 18"




XrmFg2PDe36
Crossarm, Fiberglass, Two Phase, Deadend, 36"




XrmFg36
Crossarm, Fiberglass, 36"




XrmFg8
Crossarm, Fiberglass, 8'




XrmFgDe10
Crossarm, Fiberglass, Deadend, 10'




XrmFgDe8
Crossarm, Fiberglass, Deadend, 8'



XrmWd10
Crossarm, Wood, 10'



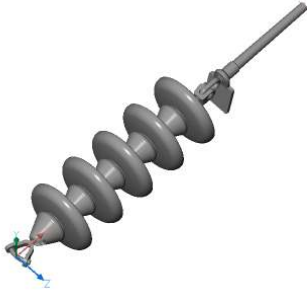
XrmWd8
Crossarm, Wood, 8'



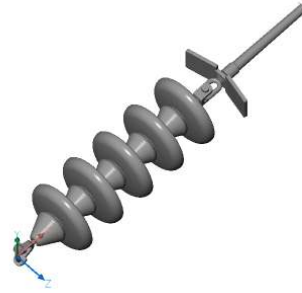
Section IX

Transmission

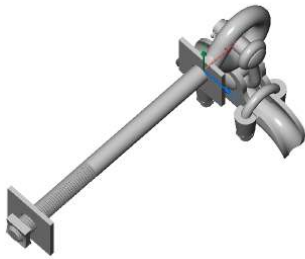
AssDed63AI-46kV
Assembly, Deadend, 636AI, 46kV




AssDedDP63AI-46kV
Assembly, Deadend, Double Pad, 636AI, 46kV



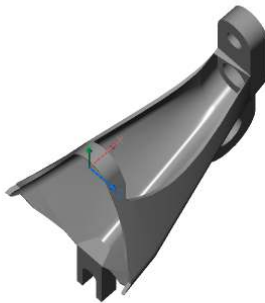
AssDedOG
Assembly, Deadend, OHGW



AssStrSw4PVe01-21
Assembly, Structure, Switch, Four Pole, Vee Switch, 15kV, 21'




BktTmCIOG
Bracket, Transmission, Clamp, OHGW




BktTmSnOG
Bracket, Transmission, Suspension, OHGW




BlfDA34x12
Bolt, Double Arming, 3/4x12"




BlfDA34x14
Bolt, Double Arming, 3/4x14"




BlfDA34x16
Bolt, Double Arming, 3/4x16"



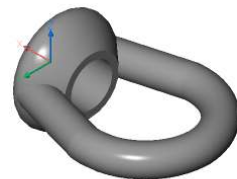
BlfDA34x18
Bolt, Double Arming, 3/4x18"



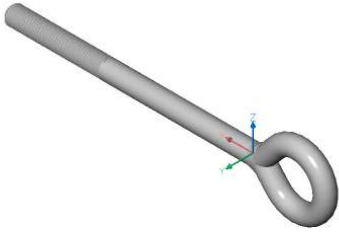
BlfDA34x20
Bolt, Double Arming, 3/4x20"



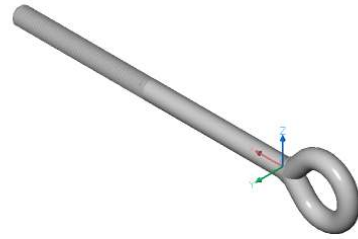
BlfEN34
Bolt, Eye Nut, 3/4"



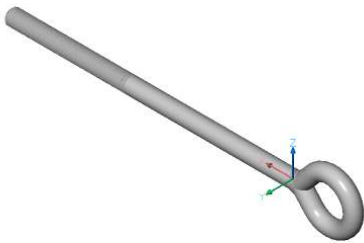
BltEy34x10
Bolt, Eye, 3/4x10"



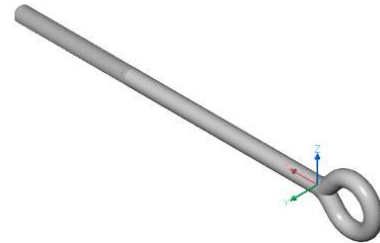
BltEy34x12
Bolt, Eye, 3/4x12"



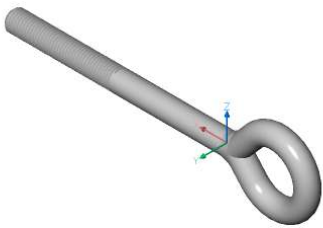
BltEy34x14
Bolt, Eye, 3/4x14"




BltEy34x16
Bolt, Eye, 3/4x16"




BltEy34x8
Bolt, Eye, 3/4x8"




BltLn34
Bolt, Locknut, 3/4"




BltMa34x10
Bolt, Machine, 3/4x10"




BltMa34x12
Bolt, Machine, 3/4x12"




BltMa34x14
Bolt, Machine, 3/4x14"



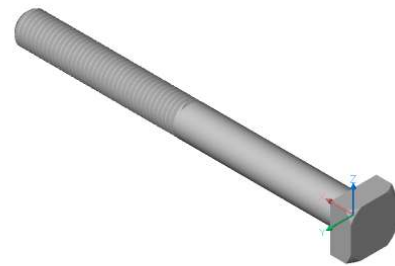
BltMa34x16
Bolt, Machine, 3/4x16"



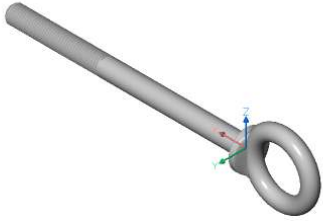
BltMa34x18
Bolt, Machine, 3/4x18"



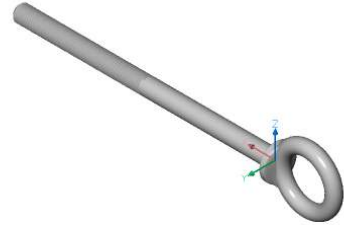
BltMa34x8
Bolt, Machine, 3/4x8"



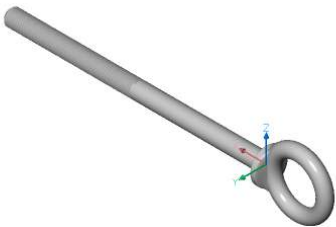
BltSE34x10
Bolt, Shoulder Eye, 3/4x10"



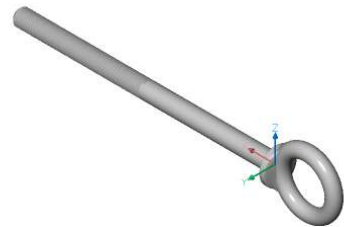
BltSE34x12
Bolt, Shoulder Eye, 3/4x12"



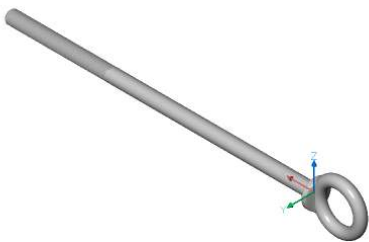
BltSE34x14
Bolt, Shoulder Eye, 3/4x14"



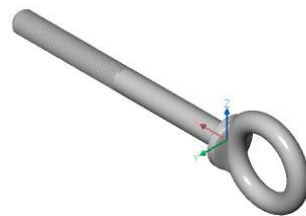
BltSE34x16
Bolt, Shoulder Eye, 3/4x16"




BltSE34x18
Bolt, Shoulder Eye, 3/4x18"



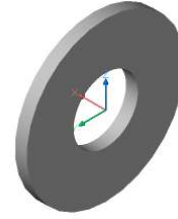
BltSE34x8
Bolt, Shoulder Eye, 3/4x8"



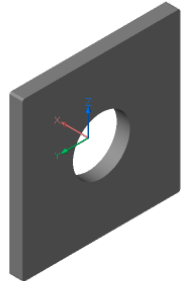
BltWaCd34
Bolt, Washer, Curved, 3/4"



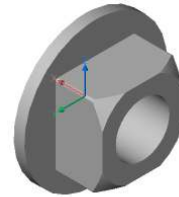
BltWaRd34
Bolt, Washer, Round, 3/4"



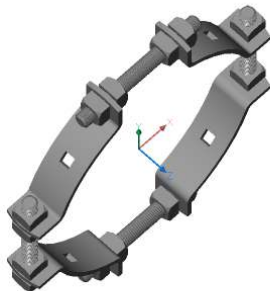
BltWaSq34
Bolt, Washer, Square, 3/4"



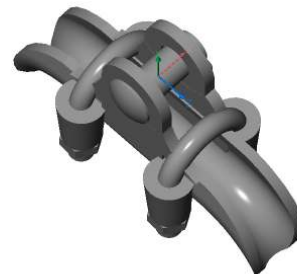
BltWn34
Bolt, Washernut, 3/4"



BndPI
Bnd, Pole



ClpTmOG
Clamp, Transmission, OHGW



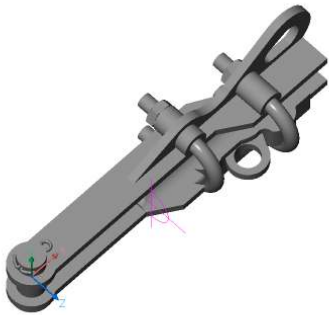
DedCm63Al
Deadend, Compression, 636Al



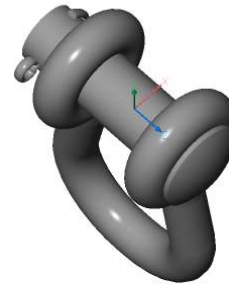
DedCmDP63Al
Deadend, Compression, Double Pad, 636Al



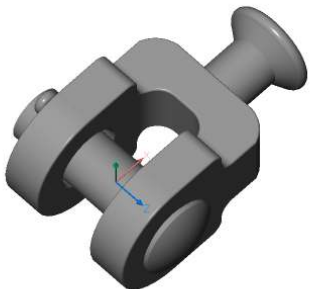
DedOG-46KV
Deadend, OHGW, 46KV



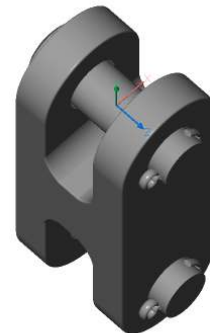
FtgAS
Fitting, Anchor Shackle



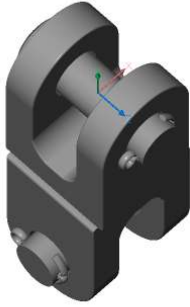
FtgCvBl
Fitting, Clevis, Ball



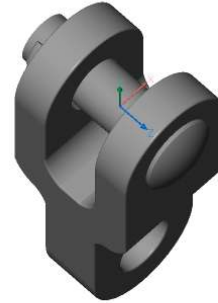
FtgCvCv
Fitting, Clevis, Clevis



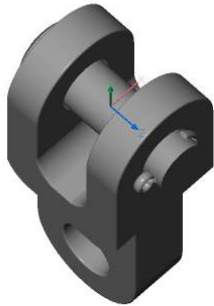
FtgCvCv@90
Fitting, Clevis, Clevis



FtgCvEy
Fitting, Clevis, Eye



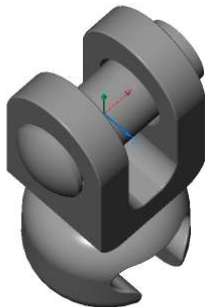
FtgCvEy@90
Fitting, Clevis, Eye



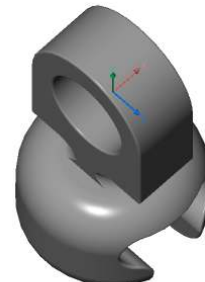
FtgHkBl
Fitting, Hook, Ball



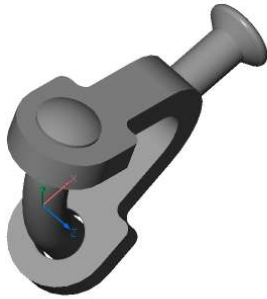
FtgSoCv
Fitting, Socket, Clevis



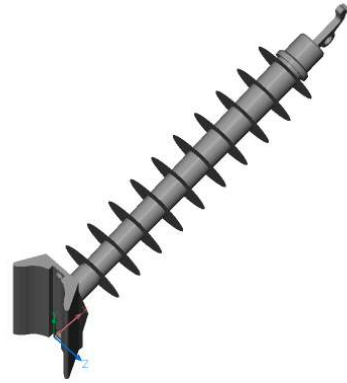
FtgSoEy
Fitting, Socket, Eye



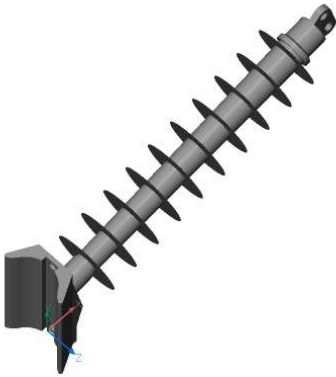
FtgYCB1
Fitting, Y-Clevis, Ball




InsTMLPPmCI69kV
Insulator, Transmission, Line Post, Polymer, Clamp, 69kV



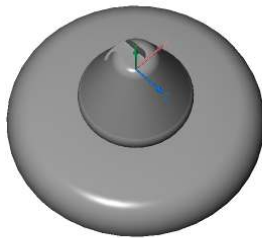
InsTmLPPmSn69kV
Insulator, Transmission, Line Post, Polymer, Suspension, 69kV



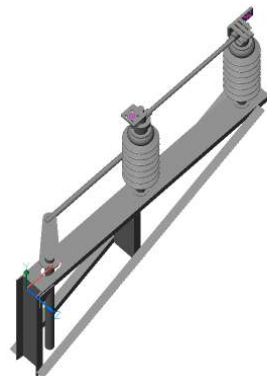
InsTmStPm161kV
Insulator, Transmission, Strain, Polymer, 161kV



InsTmStPr52-3
Insulator, Transmission, Strain, Porcelain, ANSI TR52



SwTm1P46kV(Turner)
Switch, Transmission, Single Pole, 46kV(Turner)



XrmTmDvFg30
Crossarm, Transmission, Davit, Fiberglass, 30"



Index

Unit - Description	Page
Section I - Condulets	
CdlBu-3 - Condulet, Bushing, 3".....	2
CdlF8C-1.5 - Condulet, Form 8C, 1.5".....	2
CdlF8C-1 - Condulet, Form 8C, 1".....	2
CdlF8C-2.5 - Condulet, Form 8C, 2.5".....	2
CdlF8C-2 - Condulet, Form 8C, 2".....	2
CdlF8C-3 - Condulet, Form 8C, 3".....	2
CdlF8E-1.5 - Condulet, Form 8E, 1.5".....	3
CdlF8E-1 - Condulet, Form 8E, 1".....	3
CdlF8E-2.5 - Condulet, Form 8E, 2.5".....	3
CdlF8E-2 - Condulet, Form 8E, 2".....	3
CdlF8LB-1.5 - Condulet, Form 8LB, 1.5".....	3
CdlF8LB-1 - Condulet, Form 8LB, 1".....	3
CdlF8LB-2.5 - Condulet, Form 8LB, 2.5".....	4
CdlF8LB-2 - Condulet, Form 8LB, 2".....	4
CdlF8LL-1.5 - Condulet, Form 8LL, 1.5".....	4
CdlF8LL-1 - Condulet, Form 8LL, 1".....	4
CdlF8LL-2.5 - Condulet, Form 8LL, 2.5".....	4
CdlF8LL-2 - Condulet, Form 8LL, 2".....	4
CdlF8LR-1.5 - Condulet, Form 8LR, 1.5".....	5
CdlF8LR-1 - Condulet, Form 8LR, 1".....	5
CdlF8LR-2.5 - Condulet, Form 8LR, 2.5".....	5
CdlF8LR-2 - Condulet, Form 8LR, 2".....	5
CdlF8T-1.5 - Condulet, Form 8T, 1.5".....	5
CdlF8T-1 - Condulet, Form 8T, 1".....	5
CdlF8T-2.5 - Condulet, Form 8T, 2.5".....	6
CdlF8T-2 - Condulet, Form 8T, 2".....	6
CdlF8X-1.5 - Condulet, Form 8X, 1.5".....	6
CdlF8X-1 - Condulet, Form 8X, 1".....	6
CdlF8X-2 - Condulet, Form 8X, 2".....	6
Section II - Connectors	
CnnBSBIAI2-3BC - Connector, Bus Support, Bolted, Aluminum, 2", 3BC.....	8
CnnBSBIAI2.5-3BC - Connector, Bus Support, Bolted, Aluminum, 2.5", 3BC.....	8
CnnBSBIAI2.5 - Connector, Bus Support, Bolted, Aluminum, 2.5".....	8
CnnBSBIAI2 - Connector, Bus Support, Bolted, Aluminum, 2".....	8
CnnBSBIAI3-3BC - Connector, Bus Support, Bolted, Aluminum, 3", 3BC.....	8
CnnBSBIAI3 - Connector, Bus Support, Bolted, Aluminum, 3".....	8
CnnBSBIAI4-3BC - Connector, Bus Support, Bolted, Aluminum, 4", 3BC.....	9
CnnBSBIAI4 - Connector, Bus Support, Bolted, Aluminum, 4".....	9
CnnBSBIAI5-3BC - Connector, Bus Support, Bolted, Aluminum, 5", 3BC.....	9
CnnBSBIAI5 - Connector, Bus Support, Bolted, Aluminum, 5".....	9
CnnBSBIAI6-3BC - Connector, Bus Support, Bolted, Aluminum, 6", 3BC.....	9
CnnBSBIAI6 - Connector, Bus Support, Bolted, Aluminum, 6".....	9
CnnBSCaAI600-1250-3BC - Connector, Bus Support, Cable, Aluminum, 600", 1250-3BC.....	10
CnnBSCaAI600-1250 - Connector, Bus Support, Cable, Aluminum, 600", 1250.....	10
CnnBSCaCu2-550-750 - Connector, Bus Support, Cable, Copper, 2", 550-750.....	10
CnnBSCaCu500-2000-3BC - Connector, Bus Support, Cable, Copper, 500", 2000-3BC.....	10

Index (cont'd)

Unit - Description	Page
Section II - Connectors (cont'd)	
CnnBSCaCu500-2000 - Connector, Bus Support, Cable, Copper, 500", 2000.....	10
CnnBSCpAl2-3BC - Connector, Bus Support, Coupler, Aluminum, 2", 3BC.....	10
CnnBSCpAl2.5-3BC - Connector, Bus Support, Coupler, Aluminum, 2.5", 3BC.....	11
CnnBSCpAl2.5 - Connector, Bus Support, Coupler, Aluminum, 2.5".....	11
CnnBSCpAl2 - Connector, Bus Support, Coupler, Aluminum, 2".....	11
CnnBSCpAl3-3BC - Connector, Bus Support, Coupler, Aluminum, 3", 3BC.....	11
CnnBSCpAl3 - Connector, Bus Support, Coupler, Aluminum, 3".....	11
CnnBSCpAl4-3BC - Connector, Bus Support, Coupler, Aluminum, 4", 3BC.....	11
CnnBSCpAl4 - Connector, Bus Support, Coupler, Aluminum, 4".....	12
CnnBSExAl2-3BC - Connector, Bus Support, Expansion, Aluminum, 2", 3BC.....	12
CnnBSExAl2.5-3BC - Connector, Bus Support, Expansion, Aluminum, 2.5", 3BC.....	12
CnnBSExAl2.5 - Connector, Bus Support, Expansion, Aluminum, 2.5".....	12
CnnBSExAl2 - Connector, Bus Support, Expansion, Aluminum, 2".....	12
CnnBSExAl3-3BC - Connector, Bus Support, Expansion, Aluminum, 3", 3BC.....	12
CnnBSExAl3 - Connector, Bus Support, Expansion, Aluminum, 3".....	13
CnnBSExAl4-3BC - Connector, Bus Support, Expansion, Aluminum, 4", 3BC.....	13
CnnBSExAl4 - Connector, Bus Support, Expansion, Aluminum, 4".....	13
CnnBSExAl5 - Connector, Bus Support, Expansion, Aluminum, 5".....	13
CnnBSExAl6 - Connector, Bus Support, Expansion, Aluminum, 6".....	13
CnnBSSIAI2-3BC - Connector, Bus Support, Slip, Aluminum, 2", 3BC.....	13
CnnBSSIAI2.5-3BC - Connector, Bus Support, Slip, Aluminum, 2.5", 3BC.....	14
CnnBSSIAI2.5 - Connector, Bus Support, Slip, Aluminum, 2.5".....	14
CnnBSSIAI2 - Connector, Bus Support, Slip, Aluminum, 2".....	14
CnnBSSIAI3-3BC - Connector, Bus Support, Slip, Aluminum, 3", 3BC.....	14
CnnBSSIAI3 - Connector, Bus Support, Slip, Aluminum, 3".....	14
CnnBSSIAI4-3BC - Connector, Bus Support, Slip, Aluminum, 4", 3BC.....	14
CnnBSSIAI4 - Connector, Bus Support, Slip, Aluminum, 4".....	15
CnnBSVIAI2-3BC - Connector, Bus Support, Vertical, Aluminum, 2", 3BC.....	15
CnnBSVIAI2.5-3BC - Connector, Bus Support, Vertical, Aluminum, 2.5", 3BC.....	15
CnnBSVIAI2.5 - Connector, Bus Support, Vertical, Aluminum, 2.5".....	15
CnnBSVIAI2 - Connector, Bus Support, Vertical, Aluminum, 2".....	15
CnnBSVIAI3-3BC - Connector, Bus Support, Vertical, Aluminum, 3", 3BC.....	15
CnnBSVIAI3 - Connector, Bus Support, Vertical, Aluminum, 3".....	16
CnnBSVIAI4-3BC - Connector, Bus Support, Vertical, Aluminum, 4", 3BC.....	16
CnnBSVIAI4 - Connector, Bus Support, Vertical, Aluminum, 4".....	16
CnnCmCFAl336AC - Connector, Compression, Cable to Flat, Aluminum, 336AC".....	16
CnnCmCFAl336AC@15 - Connector, Compression, Cable to Flat, Aluminum, 336AC"@15°.....	16
CnnCmCFAl636AC - Connector, Compression, Cable to Flat, Aluminum, 636AC".....	16
CnnCmCFAl636AC@15 - Connector, Compression, Cable to Flat, Aluminum, 636AC"@15°.....	17
CnnCmCFAl954AC - Connector, Compression, Cable to Flat, Aluminum, 954AC".....	17
CnnCmCFAl954AC@15 - Connector, Compression, Cable to Flat, Aluminum, 954AC"@15°.....	17
CnnCpCCAl-477-795 - Connector, Coupler, Cable to Cable, Aluminum, 477-795.....	17
CnnCpTCAI2-900-1250 - Connector, Coupler, Tube to Cable, Aluminum, 2", 900-1250.....	17
CnnCpTCAI2.5-900-1250 - Connector, Coupler, Tube to Cable, Aluminum, 2.5", 900-1250.....	17
CnnCpTCAI3-900-1250 - Connector, Coupler, Tube to Cable, Aluminum, 3", 900-1250.....	18
CnnCpTCAI4-350-600 - Connector, Coupler, Tube to Cable, Aluminum, 4", 350-600.....	18

Index (cont'd)

Unit - Description	Page
Section II - Connectors (cont'd)	
CnnCpTCAI4-900-1250 - Connector, Coupler, Tube to Cable, Aluminum, 4", 900-1250.....	18
CnnCpTFAI2.5 - Connector, Coupler, Tube to Flat, Aluminum, 2.5".....	18
CnnCpTFAI4 - Connector, Coupler, Tube to Flat, Aluminum, 4".....	18
CnnCpTTAI2.5 - Connector, Coupler, Tube to Tube, Aluminum, 2.5".....	18
CnnCpTTAI2.5@45 - Connector, Coupler, Tube to Tube, Aluminum, 2.5"@45°.....	19
CnnCpTTAI2.5@90 - Connector, Coupler, Tube to Tube, Aluminum, 2.5"@90°.....	19
CnnCpTTAI2 - Connector, Coupler, Tube to Tube, Aluminum, 2".....	19
CnnCpTTAI2@45 - Connector, Coupler, Tube to Tube, Aluminum, 2"@45°.....	19
CnnCpTTAI2@90 - Connector, Coupler, Tube to Tube, Aluminum, 2"@90°.....	19
CnnCpTTAI3 - Connector, Coupler, Tube to Tube, Aluminum, 3".....	19
CnnCpTTAI3@45 - Connector, Coupler, Tube to Tube, Aluminum, 3"@45°.....	20
CnnCpTTAI3@90 - Connector, Coupler, Tube to Tube, Aluminum, 3"@90°.....	20
CnnCpTTAI4 - Connector, Coupler, Tube to Tube, Aluminum, 4".....	20
CnnCpTTAI4@45 - Connector, Coupler, Tube to Tube, Aluminum, 4"@45°.....	20
CnnCpTTAI4@90 - Connector, Coupler, Tube to Tube, Aluminum, 4"@90°.....	20
CnnCpTTAI5 - Connector, Coupler, Tube to Tube, Aluminum, 5".....	20
CnnCpTTAI5@90 - Connector, Coupler, Tube to Tube, Aluminum, 5"@90°.....	21
CnnCpTTAI6 - Connector, Coupler, Tube to Tube, Aluminum, 6".....	21
CnnCpTTAI6@45 - Connector, Coupler, Tube to Tube, Aluminum, 6"@45°.....	21
CnnCpTTAI6@90 - Connector, Coupler, Tube to Tube, Aluminum, 6"@90°.....	21
CnnGdCFBz - Connector, Ground, Cable to Flat, Bronze.....	21
CnnPGCCAI-395-800 - Connector, Parallel Groove, Cable to Cable, Aluminum, 395-800.....	21
CnnPGCCCU-4-20 - Connector, Parallel Groove, Cable to Cable, Copper, 4-20.....	22
CnnPGCCCU-4-300 - Connector, Parallel Groove, Cable to Cable, Copper, 4-300.....	22
CnnPGCCCU1.25 - Connector, Parallel Groove, Cable to Cable, Copper, 1.25".....	22
CnnSrCCCu-750-1000 - Connector, Spacer, Cable to Cable, Copper, 750-1000.....	22
CnnTeAFAI2.5-2@15 - Connector, Tee, A-Frame, Aluminum, 2.5", 2@15°.....	22
CnnTeAFAI3-2.5@15 - Connector, Tee, A-Frame, Aluminum, 3", 2.5@15°.....	22
CnnTeAFAI4-2.5@15 - Connector, Tee, A-Frame, Aluminum, 4", 2.5@15°.....	23
CnnTeAFAI6-3@15 - Connector, Tee, A-Frame, Aluminum, 6", 3@15°.....	23
CnnTeCCAI900-1250 - Connector, Tee, Cable to Cable, Aluminum, 900", 1250.....	23
CnnTeCFAI900-1250 - Connector, Tee, Cable to Flat, Aluminum, 900", 1250.....	23
CnnTeTCAI1.5-4-250 - Connector, Tee, Tube to Cable, Aluminum, 1.5", 4-250.....	23
CnnTeTCAI1.5-750-1250 - Connector, Tee, Tube to Cable, Aluminum, 1.5", 750-1250.....	23
CnnTeTCAI2-2X750-1250 - Connector, Tee, Tube to Cable, Aluminum, 2", 2X750-1250.....	24
CnnTeTCAI2-750-1250 - Connector, Tee, Tube to Cable, Aluminum, 2", 750-1250.....	24
CnnTeTCAI2.5-2-750-1250 - Connector, Tee, Tube to Cable, Aluminum, 2.5", 2-750-1250.....	24
CnnTeTCAI2.5-4-250 - Connector, Tee, Tube to Cable, Aluminum, 2.5", 4-250.....	24
CnnTeTCAI2.5-750-1250 - Connector, Tee, Tube to Cable, Aluminum, 2.5", 750-1250.....	24
CnnTeTCAI3-2X750-1250 - Connector, Tee, Tube to Cable, Aluminum, 3", 2X750-1250.....	24
CnnTeTCAI3-750-1250 - Connector, Tee, Tube to Cable, Aluminum, 3", 750-1250.....	25
CnnTeTCAI4-2X750-1250 - Connector, Tee, Tube to Cable, Aluminum, 4", 2X750-1250.....	25
CnnTeTCAI4-750-1250 - Connector, Tee, Tube to Cable, Aluminum, 4", 750-1250.....	25
CnnTeTFAI1.5 - Connector, Tee, Tube to Flat, Aluminum, 1.5".....	25
CnnTeTFAI2.5 - Connector, Tee, Tube to Flat, Aluminum, 2.5".....	25
CnnTeTFAI2 - Connector, Tee, Tube to Flat, Aluminum, 2".....	25

Index (cont'd)

Unit - Description	Page
Section II - Connectors (cont'd)	
CnnTeTFAI3 - Connector, Tee, Tube to Flat, Aluminum, 3".....	26
CnnTeTFAI4 - Connector, Tee, Tube to Flat, Aluminum, 4".....	26
CnnTeTFAI5 - Connector, Tee, Tube to Flat, Aluminum, 5".....	26
CnnTeTFAI6 - Connector, Tee, Tube to Flat, Aluminum, 6".....	26
CnnTeTTAI1.5 - Connector, Tee, Tube to Tube, Aluminum, 1.5".....	26
CnnTeTTAI2.5-2 - Connector, Tee, Tube to Tube, Aluminum, 2.5", 2.....	26
CnnTeTTAI2.5-2@15 - Connector, Tee, Tube to Tube, Aluminum, 2.5", 2@15°.....	27
CnnTeTTAI2.5 - Connector, Tee, Tube to Tube, Aluminum, 2.5".....	27
CnnTeTTAI2 - Connector, Tee, Tube to Tube, Aluminum, 2".....	27
CnnTeTTAI3 - Connector, Tee, Tube to Tube, Aluminum, 3".....	27
CnnTeTTAI4-2.5 - Connector, Tee, Tube to Tube, Aluminum, 4", 2.5.....	27
CnnTeTTAI4 - Connector, Tee, Tube to Tube, Aluminum, 4".....	27
CnnTeTTAI5 - Connector, Tee, Tube to Tube, Aluminum, 5".....	28
CnnTeTTAI6 - Connector, Tee, Tube to Tube, Aluminum, 6".....	28
CnnTICFAI750-1250@90 - Connector, Terminal, Cable to Flat, Aluminum, 750", 1250@90°.....	28
CnnTICFAI900-1250 - Connector, Terminal, Cable to Flat, Aluminum, 900", 1250.....	28
CnnTICFAI900-1250@45 - Connector, Terminal, Cable to Flat, Aluminum, 900", 1250@45°.....	28
CnnTICFCu-2!0-800 - Connector, Terminal, Cable to Flat, Copper, 2/0-800.....	28
CnnTICFCu-2X500-2000 - Connector, Terminal, Cable to Flat, Copper, 2X500-2000.....	29
CnnTICFCu-4!0-1000 - Connector, Terminal, Cable to Flat, Copper, 4/0-1000.....	29
CnnTICFCu4-250 - Connector, Terminal, Cable to Flat, Copper, 4", 250.....	29
CnnTIECAI1 - Connector, Terminal, End Cap, Aluminum, 1".....	29
CnnTIECAI2.5 - Connector, Terminal, End Cap, Aluminum, 2.5".....	29
CnnTIECAI2 - Connector, Terminal, End Cap, Aluminum, 2".....	29
CnnTIECAI3 - Connector, Terminal, End Cap, Aluminum, 3".....	30
CnnTIECAI4 - Connector, Terminal, End Cap, Aluminum, 4".....	30
CnnTIECAI5 - Connector, Terminal, End Cap, Aluminum, 5".....	30
CnnTIECAI6 - Connector, Terminal, End Cap, Aluminum, 6".....	30
CnnTIExAI2.5 - Connector, Terminal, Expansion, Aluminum, 2.5".....	30
CnnTIExAI2 - Connector, Terminal, Expansion, Aluminum, 2".....	30
CnnTIExAI3 - Connector, Terminal, Expansion, Aluminum, 3".....	31
CnnTIExAI4 - Connector, Terminal, Expansion, Aluminum, 4".....	31
CnnTIExAI5 - Connector, Terminal, Expansion, Aluminum, 5".....	31
CnnTIExAI6 - Connector, Terminal, Expansion, Aluminum, 6".....	31
CnnTISCCu1.25-4!0-1000 - Connector, Terminal, Stud to Cable, Copper, 1.25", 4/0-1000.....	31
CnnTISFAI1.25 - Connector, Terminal, Stud to Flat, Aluminum, 1.25".....	31
CnnTISFCu1.25 - Connector, Terminal, Stud to Flat, Copper, 1.25".....	32
CnnTISFCu2.5 - Connector, Terminal, Stud to Flat, Copper, 2.5".....	32
CnnTISFCu2.5@90 - Connector, Terminal, Stud to Flat, Copper, 2.5"@90°.....	32
CnnTITFAI1.5 - Connector, Terminal, Tube to Flat, Aluminum, 1.5".....	32
CnnTITFAI1.5@90 - Connector, Terminal, Tube to Flat, Aluminum, 1.5"@90°.....	32
CnnTITFAI2.5 - Connector, Terminal, Tube to Flat, Aluminum, 2.5".....	32
CnnTITFAI2 - Connector, Terminal, Tube to Flat, Aluminum, 2".....	33
CnnTITFAI3 - Connector, Terminal, Tube to Flat, Aluminum, 3".....	33
CnnTITFAI4 - Connector, Terminal, Tube to Flat, Aluminum, 4".....	33
CnnTITFAI4@90 - Connector, Terminal, Tube to Flat, Aluminum, 4"@90°.....	33

Index (cont'd)

Unit - Description	Page
Section II - Connectors (cont'd)	
CnnTITFAI5 - Connector, Terminal, Tube to Flat, Aluminum, 5".....	33
CnnTITFAI6 - Connector, Terminal, Tube to Flat, Aluminum, 6".....	33
Section III - Equipment	
AssEquFCCL110 - Assembly, Equipment, Fuse Cutout, Current Limiting Fuse, 110kVBIL.....	35
AssEquLAIC-3-12kV - Assembly, Equipment, Lightning Arrestor, Intermediate Class, 3-12kV.....	35
EquBtLA-5X2.5 - Equipment, Bracket, Lightning Arrestor, 5X2.5.....	35
EquBu110-2000(ABB) - Equipment, Bushing, 110kVBIL, 2000(ABB).....	35
EquBu150-2000(ABB) - Equipment, Bushing, 150kVBIL, 2000(ABB).....	35
EquBu250-2000(ABB) - Equipment, Bushing, 250kVBIL, 2000(ABB).....	35
EquBu350-2000(ABB) - Equipment, Bushing, 350kVBIL, 2000(ABB).....	36
EquBu350-2000(Mitsubishi) - Equipment, Bushing, 350kVBIL, 2000(Mitsubishi).....	36
EquBu650-2000(ABB) - Equipment, Bushing, 650kVBIL, 2000(ABB).....	36
EquBu750-2000(ABB) - Equipment, Bushing, 750kVBIL, 2000(ABB).....	36
EquCL110 - Equipment, Current Limiting Fuse, 110kVBIL.....	36
EquCT110(ABB-KOR) - Equipment, Current Trf, 110kVBIL(ABB-KOR).....	36
EquCT110(ABB-LG) - Equipment, Current Trf, 110kVBIL(ABB-LG).....	37
EquCT110(GE-JCD) - Equipment, Current Trf, 110kVBIL(GE-JCD).....	37
EquCT110(GE-JCW) - Equipment, Current Trf, 110kVBIL(GE-JCW).....	37
EquCT110(GE-JKW) - Equipment, Current Trf, 110kVBIL(GE-JKW).....	37
EquCT150(ABB-KOR) - Equipment, Current Trf, 150kVBIL(ABB-KOR).....	37
EquCT150(ABB-LG) - Equipment, Current Trf, 150kVBIL(ABB-LG).....	37
EquCT150(GE-JKW) - Equipment, Current Trf, 150kVBIL(GE-JKW).....	38
EquCT250(GE-JKW) - Equipment, Current Trf, 250kVBIL(GE-JKW).....	38
EquCT350(GE-JKW) - Equipment, Current Trf, 350kVBIL(GE-JKW).....	38
EquFC110 - Equipment, Fuse Cutout, 110kVBIL.....	38
EquLAIC-3-12kV(OB) - Equipment, Lightning Arrestor, Intermediate Class, 3-12kV(OB).....	38
EquLASC-108-120kV(OB) - Equipment, Lightning Arrestor, Station Class, 108-120kV(OB).....	38
EquLASC-12-15kV(OB) - Equipment, Lightning Arrestor, Station Class, 12-15kV(OB).....	39
EquLASC-132-144kV(OB) - Equipment, Lightning Arrestor, Station Class, 132-144kV(OB).....	39
EquLASC-18-24kv(OB) - Equipment, Lightning Arrestor, Station Class, 18-24kv(OB).....	39
EquLASC-27-36kV(OB) - Equipment, Lightning Arrestor, Station Class, 27-36kV(OB).....	39
EquLASC-3-10kV(OB) - Equipment, Lightning Arrestor, Station Class, 3-10kV(OB).....	39
EquLASC-39-48kV(OB) - Equipment, Lightning Arrestor, Station Class, 39-48kV(OB).....	39
EquLASC-54-72kV(OB) - Equipment, Lightning Arrestor, Station Class, 54-72kV(OB).....	40
EquLASC-90-96kV(OB) - Equipment, Lightning Arrestor, Station Class, 90-96kV(OB).....	40
EquLu(Holophane) - Equipment, Luminaire(Holophane).....	40
EquMC(TVA) - Equipment, Meter Cabinet(TVA).....	40
EquMSRE110 - Equipment, Metal-Clad Switchgear, Roof Entrance, 110kVBIL.....	40
EquTB(TVA) - Equipment, Test Box(TVA).....	40
EquTn110 - Equipment, Terminator, 110kVBIL.....	41
EquVT110(GE-JVW) - Equipment, Voltage Trf, 110kVBIL(GE-JVW).....	41
EquVT150(GE-JVW) - Equipment, Voltage Trf, 150kVBIL(GE-JVW).....	41
EquVT250(GE-JVS) - Equipment, Voltage Trf, 250kVBIL(GE-JVS).....	41
EquVT350(GE-JVS) - Equipment, Voltage Trf, 350kVBIL(GE-JVS).....	41
EquXf110 - Equipment, Transformer, 110kVBIL.....	41

Index (cont'd)

Unit - Description	Page
Section IV - Major Equipment	
MjrBrSF110-1200(Siemens-SDV6) - Major Equipment, Breaker, SF6, 110kVBIL, 1200(Siemens-SDV6).....	43
MjrBrSF110-1250(ABB-R-Mag) - Major Equipment, Breaker, SF6, 110kVBIL, 1250(ABB-R-Mag).....	43
MjrBrSF150-1200(Siemens-SDV6) - Major Equipment, Breaker, SF6, 150kVBIL, 1200(Siemens-SDV6).....	43
MjrBrSF150-1250(ABB-R-Mag) - Major Equipment, Breaker, SF6, 150kVBIL, 1250(ABB-R-Mag).....	43
MjrBrSF250-1200(ABB-PMI) - Major Equipment, Breaker, SF6, 250kVBIL, 1200(ABB-PMI).....	43
MjrBrSF350-1200(Mitsubishi-SFMT) - Major Equipment, Breaker, SF6, 350kVBIL, 1200(Mitsubishi-SFMT).....	43
MjrBrSF350-1200(Siemens-SPS2) - Major Equipment, Breaker, SF6, 350kVBIL, 1200(Siemens-SPS2).....	44
MjrBrSF550-1200(Siemens-SPS2) - Major Equipment, Breaker, SF6, 550kVBIL, 1200(Siemens-SPS2).....	44
MjrBrSF650-1200(Siemens-SPS2) - Major Equipment, Breaker, SF6, 650kVBIL, 1200(Siemens-SPS2).....	44
MjrBrSF750-1200(Siemens-SPS2) - Major Equipment, Breaker, SF6, 750kVBIL, 1200(Siemens-SPS2).....	44
MjrBrSF750-2000(ABB-PMI) - Major Equipment, Breaker, SF6, 750kVBIL, 2000(ABB-PMI).....	44
MjrCSSF150-1200(S&C-2000) - Major Equipment, Circuit Switcher, SF6, 150kVBIL, 1200(S&C-2000).....	44
MjrCSSF1P110-1200(S&C-MarkV) - Major Equipment, Circuit Switcher, SF6, One Pole, 110kVBIL, 1200(S&C-MarkV).....	45
MjrCSSF750-1200(S&C-2000) - Major Equipment, Circuit Switcher, SF6, 750kVBIL, 1200(S&C-2000).....	45
MjrCSSF750-1200(S&C-MarkV) - Major Equipment, Circuit Switcher, SF6, 750kVBIL, 1200(S&C-MarkV).....	45
MjrCSSF750-1200(SS-CSH) - Major Equipment, Circuit Switcher, SF6, 750kVBIL, 1200(SS-CSH).....	45
MjrCSSF750-1200(SS-CSV) - Major Equipment, Circuit Switcher, SF6, 750kVBIL, 1200(SS-CSV).....	45
MjrLRSF750-1200(S&C) - Major Equipment, Line Rupter, SF6, 750kVBIL, 1200(S&C).....	45
MjrMS-13Bay - Major Equipment, Metal-Clad Switchgear, 13Bay.....	46
MjrMS-6Bay - Major Equipment, Metal-Clad Switchgear, 6Bay.....	46
MjrRH-14x30 - Major Equipment, Relay House, 14x30.....	46
MjrXfOI250-15mVA - Major Equipment, Transformer, Oil, 250kVBIL, 15mVA.....	46
MjrXfOI350-18mVA - Major Equipment, Transformer, Oil, 350kVBIL, 18mVA.....	46
MjrXfOI750-100mVA - Major Equipment, Transformer, Oil, 750kVBIL, 100mVA.....	46
MjrXfOI750-30mVA - Major Equipment, Transformer, Oil, 750kVBIL, 30mVA.....	47
Section V - Insulators	
InsSPPmSS150 - Insulator, Station Post, Polymer, Standard Strength, 150kVBIL.....	49
InsSPPmSS200 - Insulator, Station Post, Polymer, Standard Strength, 200kVBIL.....	49
InsSPPmSS250 - Insulator, Station Post, Polymer, Standard Strength, 250kVBIL.....	49
InsSPPmSS350 - Insulator, Station Post, Polymer, Standard Strength, 350kVBIL.....	49
InsSPPmSS550 - Insulator, Station Post, Polymer, Standard Strength, 550kVBIL.....	49
InsSPPmSS650 - Insulator, Station Post, Polymer, Standard Strength, 650kVBIL.....	49
InsSPPmSS750 - Insulator, Station Post, Polymer, Standard Strength, 750kVBIL.....	50
InsSPPmSS900 - Insulator, Station Post, Polymer, Standard Strength, 900kVBIL.....	50
InsSPPrEH095 - Insulator, Station Post, Porcelain, Extra High Strength, 095kVBIL.....	50
InsSPPrEH110 - Insulator, Station Post, Porcelain, Extra High Strength, 110kVBIL.....	50
InsSPPrEH150 - Insulator, Station Post, Porcelain, Extra High Strength, 150kVBIL.....	50
InsSPPrEH200 - Insulator, Station Post, Porcelain, Extra High Strength, 200kVBIL.....	50
InsSPPrEH250 - Insulator, Station Post, Porcelain, Extra High Strength, 250kVBIL.....	51
InsSPPrEH350 - Insulator, Station Post, Porcelain, Extra High Strength, 350kVBIL.....	51
InsSPPrEH550 - Insulator, Station Post, Porcelain, Extra High Strength, 550kVBIL.....	51
InsSPPrEH650 - Insulator, Station Post, Porcelain, Extra High Strength, 650kVBIL.....	51
InsSPPrEH750 - Insulator, Station Post, Porcelain, Extra High Strength, 750kVBIL.....	51
InsSPPrEH900 - Insulator, Station Post, Porcelain, Extra High Strength, 900kVBIL.....	51
InsSPPrTR202 - Insulator, Station Post, Porcelain, ANSI TR202.....	52
InsSPPrTR205 - Insulator, Station Post, Porcelain, ANSI TR205.....	52

Index (cont'd)

Unit - Description	Page
Section V - Insulators (cont'd)	
InsSPPrTR208 - Insulator, Station Post, Porcelain, ANSI TR208.....	52
InsSPPrTR210 - Insulator, Station Post, Porcelain, ANSI TR210.....	52
InsSPPrTR214 - Insulator, Station Post, Porcelain, ANSI TR214.....	52
InsSPPrTR216 - Insulator, Station Post, Porcelain, ANSI TR216.....	52
InsSPPrTR222 - Insulator, Station Post, Porcelain, ANSI TR222.....	53
InsSPPrTR225 - Insulator, Station Post, Porcelain, ANSI TR225.....	53
InsSPPrTR227 - Insulator, Station Post, Porcelain, ANSI TR227.....	53
InsSPPrTR231 - Insulator, Station Post, Porcelain, ANSI TR231.....	53
InsSPPrTR267 - Insulator, Station Post, Porcelain, ANSI TR267.....	53
InsSPPrTR278 - Insulator, Station Post, Porcelain, ANSI TR278.....	53
InsSPPrTR286 - Insulator, Station Post, Porcelain, ANSI TR286.....	54
InsSPPrTR287 - Insulator, Station Post, Porcelain, ANSI TR287.....	54
InsSPPrTR288 - Insulator, Station Post, Porcelain, ANSI TR288.....	54
InsSPPrTR289 - Insulator, Station Post, Porcelain, ANSI TR289.....	54
InsSPPrTR291 - Insulator, Station Post, Porcelain, ANSI TR291.....	54
InsSPPrTR295 - Insulator, Station Post, Porcelain, ANSI TR295.....	54
InsSPPrTR304 - Insulator, Station Post, Porcelain, ANSI TR304.....	55
InsSPPrTR308 - Insulator, Station Post, Porcelain, ANSI TR308.....	55
Section VI - Structures	
AssStrBrOHT1101 - Assembly, Structure, Breaker, Overhead, T11, 15kV.....	57
AssStrBrOHT1201 - Assembly, Structure, Breaker, Overhead, T12, 15kV.....	57
AssStrBrOHT2101 - Assembly, Structure, Breaker, Overhead, T21, 15kV.....	57
AssStrBrOHT2201 - Assembly, Structure, Breaker, Overhead, T22, 15kV.....	57
AssStrBrUGT1101 - Assembly, Structure, Breaker, Underground, T11, 15kV.....	57
AssStrBrUGT1201 - Assembly, Structure, Breaker, Underground, T12, 15kV.....	57
AssStrBrUGT2101 - Assembly, Structure, Breaker, Underground, T21, 15kV.....	58
AssStrBrUGT2201 - Assembly, Structure, Breaker, Underground, T22, 15kV.....	58
AssStrMg3P01-17 - Assembly, Structure, Metering, Three Pole, 15kV, 17'.....	58
AssStrMg4P01-17 - Assembly, Structure, Metering, Four Pole, 15kV, 17'.....	58
AssStrMg4P02-17 - Assembly, Structure, Metering, Four Pole, 25kV, 17'.....	58
AssStrSw3PVB04-18 - Assembly, Structure, Switch, Three Pole, Vertical Break, 46kV, 18'.....	58
AssStrSw3PVB04-27 - Assembly, Structure, Switch, Three Pole, Vertical Break, 46kV, 27'.....	59
AssStrSw3PVB06-18 - Assembly, Structure, Switch, Three Pole, Vertical Break, 69kV, 18'.....	59
AssStrSw3PVB06-27 - Assembly, Structure, Switch, Three Pole, Vertical Break, 69kV, 27'.....	59
AssStrSw3PVB16-18 - Assembly, Structure, Switch, Three Pole, Vertical Break, 161kV, 18'.....	59
AssStrSw3PVB16-27 - Assembly, Structure, Switch, Three Pole, Vertical Break, 161kV, 27'.....	59
AssStrSw3PVe01-32 - Assembly, Structure, Switch, Three Pole, Vee Switch, 15kV, 32'.....	59
AssStrSw3PVe06-21 - Assembly, Structure, Switch, Three Pole, Vee Switch, 69kV, 21'.....	60
AssStrSw4PVB02-18 - Assembly, Structure, Switch, Four Pole, Vertical Break, 25kV, 18'.....	60
AssStrSw4PVe01-18 - Assembly, Structure, Switch, Four Pole, Vee Switch, 15kV, 18'.....	60
AssStrSw4PVe01-20 - Assembly, Structure, Switch, Four Pole, Vee Switch, 15kV, 20'.....	60
AssStrSw4PVe01-21 - Assembly, Structure, Switch, Four Pole, Vee Switch, 15kV, 21'.....	60
FncBl-5x15 - Fence, Block, 5x15'.....	60
FncBl-5x9 - Fence, Block, 5x9'.....	61
FncCk-5x9 - Fence, Chain Link, 5x9'.....	61
FncCP-10 - Fence, Corner Post, 10'.....	61

Index (cont'd)

Unit - Description	Page
Section VI - Structures (cont'd)	
FncGt-10 - Fence, Gate, 10'.....	61
FncGt-20 - Fence, Gate, 20'.....	61
FncLP-10 - Fence, Line Post, 10'.....	61
StrBrT1101 - Structure, Breaker, T11, 15kV.....	62
StrBrT1102 - Structure, Breaker, T11, 25kV.....	62
StrBrT1104 - Structure, Breaker, T11, 46kV.....	62
StrBrT1106 - Structure, Breaker, T11, 69kV.....	62
StrBrT1116 - Structure, Breaker, T11, 161kV.....	62
StrBrT1201 - Structure, Breaker, T12, 15kV.....	62
StrBrT1202 - Structure, Breaker, T12, 25kV.....	63
StrBrT1204 - Structure, Breaker, T12, 46kV.....	63
StrBrT1206 - Structure, Breaker, T12, 69kV.....	63
StrBrT1216 - Structure, Breaker, T12, 161kV.....	63
StrBrT2101 - Structure, Breaker, T21, 15kV.....	63
StrBrT2201 - Structure, Breaker, T22, 15kV.....	63
StrBrT3101 - Structure, Breaker, T31, 15kV.....	64
StrDeAF16-39 - Structure, Deadend, A-Frame, 161kV, 39'.....	64
StrDeHh04-25 - Structure, Deadend, H-Structure, 46kV, 25'.....	64
StrDeHh06-25 - Structure, Deadend, H-Structure, 69kV, 25'.....	64
StrDeHh16-32 - Structure, Deadend, H-Structure, 161kV, 32'.....	64
StrDeHh16-62 - Structure, Deadend, H-Structure, 161kV, 62'.....	64
StrLM-65 - Structure, Lightning Mast, 65'.....	65
StrLM-75 - Structure, Lightning Mast, 75'.....	65
StrLM-85 - Structure, Lightning Mast, 85'.....	65
StrMg3P01-17 - Structure, Metering, Three Pole, 15kV, 17'.....	65
StrMG4P01-17 - Structure, Metering, Four Pole, 15kV, 17'.....	65
StrMg4p02-17 - Structure, Metering, Four Pole, 25kV, 17'.....	65
StrPi01-18 - Structure, Pi-Structure, 15kV, 18'.....	66
StrPi01-21 - Structure, Pi-Structure, 15kV, 21'.....	66
StrPi01-22 - Structure, Pi-Structure, 15kV, 22'.....	66
StrPi02-18 - Structure, Pi-Structure, 25kV, 18'.....	66
StrPi02-22 - Structure, Pi-Structure, 25kV, 22'.....	66
StrPi04-16 - Structure, Pi-Structure, 46kV, 16'.....	66
StrPi04-19 - Structure, Pi-Structure, 46kV, 19'.....	67
StrPi04-20 - Structure, Pi-Structure, 46kV, 20'.....	67
StrPi04-22 - Structure, Pi-Structure, 46kV, 22'.....	67
StrPi06-16 - Structure, Pi-Structure, 69kV, 16'.....	67
StrPi06-20 - Structure, Pi-Structure, 69kV, 20'.....	67
StrPi06-22 - Structure, Pi-Structure, 69kV, 22'.....	67
StrPi16-13 - Structure, Pi-Structure, 161kV, 13'.....	68
StrPi16-18 - Structure, Pi-Structure, 161kV, 18'.....	68
StrPi16-22 - Structure, Pi-Structure, 161kV, 22'.....	68
StrSSBrT3201 - Structure, Substation, Breaker, T32, 15kV.....	68
StrSw3PVB02-18 - Structure, Switch, Three Pole, Vertical Break, 25kV, 18'.....	68
StrSw3PVB04-14 - Structure, Switch, Three Pole, Vertical Break, 46kV, 14'.....	68
StrSw3PVB04-19 - Structure, Switch, Three Pole, Vertical Break, 46kV, 19'.....	69

Index (cont'd)

Unit - Description	Page
Section VI - Structures (cont'd)	
StrSw3PVB04-21 - Structure, Switch, Three Pole, Vertical Break, 46kV, 21'	69
StrSw3PVB04-25 - Structure, Switch, Three Pole, Vertical Break, 46kV, 25'	69
StrSw3PVB06-15 - Structure, Switch, Three Pole, Vertical Break, 69kV, 15'	69
StrSw3PVB16-10 - Structure, Switch, Three Pole, Vertical Break, 161kV, 10'	69
StrSw3PVB16-12 - Structure, Switch, Three Pole, Vertical Break, 161kV, 12'	69
StrSw3PVB16-20 - Structure, Switch, Three Pole, Vertical Break, 161kV, 20'	70
StrSw3PVe01-16 - Structure, Switch, Three Pole, Vee Switch, 15kV, 16'	70
StrSw3PVe01-18 - Structure, Switch, Three Pole, Vee Switch, 15kV, 18'	70
StrSw3PVe01-19 - Structure, Switch, Three Pole, Vee Switch, 15kV, 19'	70
StrSw3PVe01-32 - Structure, Switch, Three Pole, Vee Switch, 15kV, 32'	70
StrSw3PVe04-23 - Structure, Switch, Three Pole, Vee Switch, 46kV, 23'	70
StrSw3PVe06-14 - Structure, Switch, Three Pole, Vee Switch, 69kV, 14'	71
StrSw3PVe06-23 - Structure, Switch, Three Pole, Vee Switch, 69kV, 23'	71
StrSw4PVe01-16 - Structure, Switch, Four Pole, Vee Switch, 15kV, 16'	71
StrSw4PVe01-17 - Structure, Switch, Four Pole, Vee Switch, 15kV, 17'	71
StrSw4PVe01-18 - Structure, Switch, Four Pole, Vee Switch, 15kV, 18'	71
StrSw4PVe01-20 - Structure, Switch, Four Pole, Vee Switch, 15kV, 20'	71
StrSw4PVe01-22 - Structure, Switch, Four Pole, Vee Switch, 15kV, 22'	72
StrSw4PVe02-18 - Structure, Switch, Four Pole, Vee Switch, 25kV, 18'	72
StrSw4PVe02-22 - Structure, Switch, Four Pole, Vee Switch, 25kV, 22'	72
StrTS01-17 - Structure, T-Structure, 15kV, 17'	72
StrTS01-18 - Structure, T-Structure, 15kV, 18'	72
StrTS01-22 - Structure, T-Structure, 15kV, 22'	72
StrTS02-18 - Structure, T-Structure, 25kV, 18'	73
StrTS02-22 - Structure, T-Structure, 25kV, 22'	73
Section VII - Switches	
SwtCB1P110-1200(USCO) - Switch, Center Break, Single Pole, 110kVBIL, 1200(USCO)	75
SwtCB1P150-1200(USCO) - Switch, Center Break, Single Pole, 150kVBIL, 1200(USCO)	75
SwtCB1P200-1200(USCO) - Switch, Center Break, Single Pole, 200kVBIL, 1200(USCO)	75
SwtCB1P250-1200(USCO) - Switch, Center Break, Single Pole, 250kVBIL, 1200(USCO)	75
SwtCB1P350-1200(SS) - Switch, Center Break, Single Pole, 350kVBIL, 1200(SS)	75
SwtCB1P350-1200(USCO) - Switch, Center Break, Single Pole, 350kVBIL, 1200(USCO)	75
SwtCB1P550-1200(USCO) - Switch, Center Break, Single Pole, 550kVBIL, 1200(USCO)	76
SwtCB1P650-1200(USCO) - Switch, Center Break, Single Pole, 650kVBIL, 1200(USCO)	76
SwtCB1P750-1200(SS) - Switch, Center Break, Single Pole, 750kVBIL, 1200(SS)	76
SwtCB1P750-1200(USCO) - Switch, Center Break, Single Pole, 750kVBIL, 1200(USCO)	76
SwtCB3P550-1200(USCO) - Switch, Center Break, Three Pole, 550kVBIL, 1200(USCO)	76
SwtCB3P650-1200(USCO) - Switch, Center Break, Three Pole, 650kVBIL, 1200(USCO)	76
SwtHS1P110-1200(SS) - Switch, Hook Stick, Single Pole, 110kVBIL, 1200(SS)	77
SwtHS1P110-1200(USCO) - Switch, Hook Stick, Single Pole, 110kVBIL, 1200(USCO)	77
SwtHS1P150-1200(SS) - Switch, Hook Stick, Single Pole, 150kVBIL, 1200(SS)	77
SwtHS1P150-1200(USCO) - Switch, Hook Stick, Single Pole, 150kVBIL, 1200(USCO)	77
SwtHS1P250-1200(SS) - Switch, Hook Stick, Single Pole, 250kVBIL, 1200(SS)	77
SwtHS1P250-1200(USCO) - Switch, Hook Stick, Single Pole, 250kVBIL, 1200(USCO)	77
SwtHS1P350-1200(SS) - Switch, Hook Stick, Single Pole, 350kVBIL, 1200(SS)	78
SwtHS1P350-1200(USCO) - Switch, Hook Stick, Single Pole, 350kVBIL, 1200(USCO)	78

Index (cont'd)

Unit - Description	Page
Section VII - Switches (cont'd)	
SwtHS1P750-1200(SS) - Switch, Hook Stick, Single Pole, 750kVBIL, 1200(SS).....	78
SwtHV1P110-1200(USCO) - Switch, Hook Stick Vee, Single Pole, 110kVBIL, 1200(USCO).....	78
SwtHV1P150-1200(USCO) - Switch, Hook Stick Vee, Single Pole, 150kVBIL, 1200(USCO).....	78
SwtHV1P250-1200(USCO) - Switch, Hook Stick Vee, Single Pole, 250kVBIL, 1200(USCO).....	78
SwtHV1P350-1200(USCO) - Switch, Hook Stick Vee, Single Pole, 350kVBIL, 1200(USCO).....	79
SwtOpGP - Switch, Operator, Ground Plate.....	79
SwtOpSA - Switch, Operator, Swing Arm.....	79
SwtOpWG - Switch, Operator, Worm Gear.....	79
SwtRB1P110-1200(SS) - Switch, Regulator By Pass, Single Pole, 110kVBIL, 1200(SS).....	79
SwtRB1P110-1200(USCO) - Switch, Regulator By Pass, Single Pole, 110kVBIL, 1200(USCO).....	79
SwtRB1P150-1200(SS) - Switch, Regulator By Pass, Single Pole, 150kVBIL, 1200(SS).....	80
SwtRB1P150-1200(USCO) - Switch, Regulator By Pass, Single Pole, 150kVBIL, 1200(USCO).....	80
SwtSB1P110-1200(USCO) - Switch, Side Break, Single Pole, 110kVBIL, 1200(USCO).....	80
SwtSB1P150-1200(USCO) - Switch, Side Break, Single Pole, 150kVBIL, 1200(USCO).....	80
SwtSB1P250-1200(USCO) - Switch, Side Break, Single Pole, 250kVBIL, 1200(USCO).....	80
SwtSB1P350-1200(USCO) - Switch, Side Break, Single Pole, 350kVBIL, 1200(USCO).....	80
SwtVB1P110-1200(SS) - Switch, Vertical Break, Single Pole, 110kVBIL, 1200(SS).....	81
SwtVB1P110-1200(USCO) - Switch, Vertical Break, Single Pole, 110kVBIL, 1200(USCO).....	81
SwtVB1P150-1200(SS)-1 - Switch, Vertical Break, Single Pole, 150kVBIL, 1200(SS)-1.....	81
SwtVB1P150-1200(SS) - Switch, Vertical Break, Single Pole, 150kVBIL, 1200(SS).....	81
SwtVB1P150-1200(USCO) - Switch, Vertical Break, Single Pole, 150kVBIL, 1200(USCO).....	81
SwtVB1P250-1200(SS) - Switch, Vertical Break, Single Pole, 250kVBIL, 1200(SS).....	81
SwtVB1P250-1200(USCO) - Switch, Vertical Break, Single Pole, 250kVBIL, 1200(USCO).....	82
SwtVB1P350-1200(SS) - Switch, Vertical Break, Single Pole, 350kVBIL, 1200(SS).....	82
SwtVB1P350-1200(USCO) - Switch, Vertical Break, Single Pole, 350kVBIL, 1200(USCO).....	82
SwtVB1P550-1200(USCO) - Switch, Vertical Break, Single Pole, 550kVBIL, 1200(USCO).....	82
SwtVB1P650-1200(USCO) - Switch, Vertical Break, Single Pole, 650kVBIL, 1200(USCO).....	82
SwtVB1P750-1200(SS) - Switch, Vertical Break, Single Pole, 750kVBIL, 1200(SS).....	82
SwtVB1P750-1200(USCO) - Switch, Vertical Break, Single Pole, 750kVBIL, 1200(USCO).....	83
SwtVB3P110-1200(USCO) - Switch, Vertical Break, Three Pole, 110kVBIL, 1200(USCO).....	83
SwtVB3P150-1200(USCO) - Switch, Vertical Break, Three Pole, 150kVBIL, 1200(USCO).....	83
SwtVB3P250-1200(USCO) - Switch, Vertical Break, Three Pole, 250kVBIL, 1200(USCO).....	83
SwtVB3P350-1200(USCO) - Switch, Vertical Break, Three Pole, 350kVBIL, 1200(USCO).....	83
SwtVB3P550-1200(USCO) - Switch, Vertical Break, Three Pole, 550kVBIL, 1200(USCO).....	83
SwtVB3P650-1200(USCO) - Switch, Vertical Break, Three Pole, 650kVBIL, 1200(USCO).....	84
SwtVB3P750-1200(USCO) - Switch, Vertical Break, Three Pole, 750kVBIL, 1200(USCO).....	84
SwtVe1P110-1200(USCO) - Switch, Vee Switch, Single Pole, 110kVBIL, 1200(USCO).....	84
SwtVe1P150-1200(USCO) - Switch, Vee Switch, Single Pole, 150kVBIL, 1200(USCO).....	84
SwtVe1P250-1200(USCO) - Switch, Vee Switch, Single Pole, 250kVBIL, 1200(USCO).....	84
SwtVe1P350-1200(SS) - Switch, Vee Switch, Single Pole, 350kVBIL, 1200(SS).....	84
SwtVe1P350-1200(USCO) - Switch, Vee Switch, Single Pole, 350kVBIL, 1200(USCO).....	85
SwtVe1P550-1200(USCO) - Switch, Vee Switch, Single Pole, 550kVBIL, 1200(USCO).....	85
SwtVe1P650-1200(USCO) - Switch, Vee Switch, Single Pole, 650kVBIL, 1200(USCO).....	85
SwtVe1P750-1200(SS) - Switch, Vee Switch, Single Pole, 750kVBIL, 1200(SS).....	85
SwtVe1P750-1200(USCO) - Switch, Vee Switch, Single Pole, 750kVBIL, 1200(USCO).....	85
SwtVe3P110-1200(USCO) - Switch, Vee Switch, Three Pole, 110kVBIL, 1200(USCO).....	85

Index (cont'd)

Unit - Description	Page
Section VII - Switches (cont'd)	
SwtVe3P150-1200(USCO) - Switch, Vee Switch, Three Pole, 150kVBIL, 1200(USCO).....	86
SwtVe3P250-1200(USCO) - Switch, Vee Switch, Three Pole, 250kVBIL, 1200(USCO).....	86
SwtVe3P350-1200(USCO) - Switch, Vee Switch, Three Pole, 350kVBIL, 1200(USCO).....	86
SwtVe3P550-1200(USCO) - Switch, Vee Switch, Three Pole, 550kVBIL, 1200(USCO).....	86
SwtVe3P650-1200(USCO) - Switch, Vee Switch, Three Pole, 650kVBIL, 1200(USCO).....	86
SwtVe3P750-1200(USCO) - Switch, Vee Switch, Three Pole, 750kVBIL, 1200(USCO).....	86
SwtVe4P110-1200(USCO) - Switch, Vee Switch, Four Pole, 110kVBIL, 1200(USCO).....	87
SwtVe4P150-1200(USCO) - Switch, Vee Switch, Four Pole, 150kVBIL, 1200(USCO).....	87
Section VIII - Distribution	
BitCg38x4 - Bolt, Carriage, 3/8x4".....	89
BitCg58x7 - Bolt, Carriage, 5/8x7".....	89
BitDA58x12 - Bolt, Double Arming, 5/8x12".....	89
BitDA58x14 - Bolt, Double Arming, 5/8x14".....	89
BitDA58x16 - Bolt, Double Arming, 5/8x16".....	89
BitDA58x18 - Bolt, Double Arming, 5/8x18".....	89
BitDA58x20 - Bolt, Double Arming, 5/8x20".....	90
BitDA58x22 - Bolt, Double Arming, 5/8x22".....	90
BitDA58x24 - Bolt, Double Arming, 5/8x24".....	90
BitDU58x10 - Bolt, Double Upset, 5/8x10".....	90
BitDU58x12 - Bolt, Double Upset, 5/8x12".....	90
BitDU58x14 - Bolt, Double Upset, 5/8x14".....	90
BitDU58x16 - Bolt, Double Upset, 5/8x16".....	91
BitDU58x8 - Bolt, Double Upset, 5/8x8".....	91
BitEN58 - Bolt, Eye Nut, 5/8".....	91
BitEy58x10 - Bolt, Eye, 5/8x10".....	91
BitEy58x12 - Bolt, Eye, 5/8x12".....	91
BitEy58x14 - Bolt, Eye, 5/8x14".....	91
BitEy58x16 - Bolt, Eye, 5/8x16".....	92
BitEy58x18 - Bolt, Eye, 5/8x18".....	92
BitEy58x8 - Bolt, Eye, 5/8x8".....	92
BitLS12x4 - Bolt, Lag Screw, 1/2x4".....	92
BitMa58x10 - Bolt, Machine, 5/8x10".....	92
BitMa58x12 - Bolt, Machine, 5/8x12".....	92
BitMa58x14 - Bolt, Machine, 5/8x14".....	93
BitMa58x16 - Bolt, Machine, 5/8x16".....	93
BitMa58x18 - Bolt, Machine, 5/8x18".....	93
BitMa58x20 - Bolt, Machine, 5/8x20".....	93
BitMa58x8 - Bolt, Machine, 5/8x8".....	93
BitNt58 - Bolt, Nut, 5/8".....	93
BrcAA60 - Brace, Alley Arm, 60".....	94
BrcSt26 - Brace, Strain, 26".....	94
BrcWb60 - Brace, Wishbone, 60".....	94
ClpAn1.125 - Clamp, Angle, 1.125".....	94
ClpAn1.95 - Clamp, Angle, 1.95".....	94
DedFI2AA - Deadend, Flexible, 2AA.....	94
DedFI30AA - Deadend, Flexible, 3/0AA.....	95

Index (cont'd)

Unit - Description	Page
Section VIII - Distribution (cont'd)	
DedQd33AC - Deadend, Quad, 336AC.....	95
DedRg2AA - Deadend, Ridgid, 2AA.....	95
DedRg30AA - Deadend, Ridgid, 3/0AA.....	95
DedRg33AA - Deadend, Ridgid, 336AA.....	95
DedWg2AA - Deadend, Wedge, 2AA.....	95
DedWg33AA - Deadend, Wedge, 336AA.....	96
DedWg63AA - Deadend, Wedge, 636AA.....	96
FtgCvSy - Fitting, Clevis, Secondary.....	96
FtgFGTE18 - Fitting, Fiberglass, Thimble Eye, 18".....	96
FtgPnArLg - Fitting, Pin, Anchor, Long.....	96
FtgPnArSh - Fitting, Pin, Anchor, Shackle.....	96
FtgPnFg18 - Fitting, Pin, Fiberglass, 18".....	97
FtgPnPT - Fitting, Pin, Pole Top.....	97
FtgPnSa - Fitting, Pin, Saddle.....	97
FtgPnTx - Fitting, Pin, Transformer.....	97
FtgThAd - Fitting, Thimble, Adaptor.....	97
InsDiPmSt52-4 - Insulator, Distribution, Polymer, Strain, ANSI TR52.....	97
InsDiPrDe52-1 - Insulator, Distribution, Porcelain, Deadend, ANSI TR52.....	98
InsDiPrPn55-4 - Insulator, Distribution, Porcelain, Pin, ANSI TR55.....	98
InsDiPrSt52-9 - Insulator, Distribution, Porcelain, Strain, ANSI TR52.....	98
InsSdPrSp53-2 - Insulator, Stud, Porcelain, Station Post, ANSI TR53.....	98
TrfOHCS25 - Transformer, Overhead, CSP, 25kVA.....	98
XrmFG10 - Crossarm, Fiberglass, 10'.....	98
XrmFg1P18 - Crossarm, Fiberglass, Single Phase, 18".....	99
XrmFg2PDe36 - Crossarm, Fiberglass, Two Phase, Deadend, 36".....	99
XrmFg36 - Crossarm, Fiberglass, 36".....	99
XrmFg8 - Crossarm, Fiberglass, 8'.....	99
XrmFgDe10 - Crossarm, Fiberglass, Deadend, 10'.....	99
XrmFgDe8 - Crossarm, Fiberglass, Deadend, 8'.....	99
XrmWd10 - Crossarm, Wood, 10'.....	100
XrmWd8 - Crossarm, Wood, 8'.....	100
Section IX - Transmission	
AssDed63AI-46kV - Assembly, Deadend, 636AI, 46kV.....	102
AssDedDP63AI-46kV - Assembly, Deadend, Double Pad, 636AI, 46kV.....	102
AssDedOG - Assembly, Deadend, OHGW.....	102
AssStrSw4PVe01-21 - Assembly, Structure, Switch, Four Pole, Vee Switch, 15kV, 21'.....	102
BktTmCIOG - Bracket, Transmission, Clamp, OHGW.....	102
BktTmSnOG - Bracket, Transmission, Suspension, OHGW.....	102
BlfDA34x12 - Bolt, Double Arming, 3/4x12".....	103
BlfDA34x14 - Bolt, Double Arming, 3/4x14".....	103
BlfDA34x16 - Bolt, Double Arming, 3/4x16".....	103
BlfDA34x18 - Bolt, Double Arming, 3/4x18".....	103
BlfDA34x20 - Bolt, Double Arming, 3/4x20".....	103
BlfEN34 - Bolt, Eye Nut, 3/4".....	103
BlfEy34x10 - Bolt, Eye, 3/4x10".....	104
BlfEy34x12 - Bolt, Eye, 3/4x12".....	104

Index (cont'd)

Unit - Description	Page
Section IX - Transmission (cont'd)	
BltEy34x14 - Bolt, Eye, 3/4x14".....	104
BltEy34x16 - Bolt, Eye, 3/4x16".....	104
BltEy34x8 - Bolt, Eye, 3/4x8".....	104
BltLn34 - Bolt, Locknut, 3/4".....	104
BltMa34x10 - Bolt, Machine, 3/4x10".....	105
BltMa34x12 - Bolt, Machine, 3/4x12".....	105
BltMa34x14 - Bolt, Machine, 3/4x14".....	105
BltMa34x16 - Bolt, Machine, 3/4x16".....	105
BltMa34x18 - Bolt, Machine, 3/4x18".....	105
BltMa34x8 - Bolt, Machine, 3/4x8".....	105
BltSE34x10 - Bolt, Shoulder Eye, 3/4x10".....	106
BltSE34x12 - Bolt, Shoulder Eye, 3/4x12".....	106
BltSE34x14 - Bolt, Shoulder Eye, 3/4x14".....	106
BltSE34x16 - Bolt, Shoulder Eye, 3/4x16".....	106
BltSE34x18 - Bolt, Shoulder Eye, 3/4x18".....	106
BltSE34x8 - Bolt, Shoulder Eye, 3/4x8".....	106
BltWaCd34 - Bolt, Washer, Curved, 3/4".....	107
BltWaRd34 - Bolt, Washer, Round, 3/4".....	107
BltWaSq34 - Bolt, Washer, Square, 3/4".....	107
BltWn34 - Bolt, Washernut, 3/4".....	107
BndPI - Bnd, Pole.....	107
ClpTmOG - Clamp, Transmission, OHGW.....	107
DedCm63Al - Deadend, Compression, 636Al.....	108
DedCmDP63Al - Deadend, Compression, Double Pad, 636Al.....	108
DedOG-46KV - Deadend, OHGW, 46KV.....	108
FtgAS - Fitting, Anchor Shackle.....	108
FtgCvBl - Fitting, Clevis, Ball.....	108
FtgCvCv - Fitting, Clevis, Clevis.....	108
FtgCvCv@90 - Fitting, Clevis, Clevis.....	109
FtgCvEy - Fitting, Clevis, Eye.....	109
FtgCvEy@90 - Fitting, Clevis, Eye.....	109
FtgHkBl - Fitting, Hook, Ball.....	109
FtgSoCv - Fitting, Socket, Clevis.....	109
FtgSoEy - Fitting, Socket, Eye.....	109
FtgYCBl - Fitting, Y-Clevis, Ball.....	110
InsTMLPPmCl69kV - Insulator, Transmission, Line Post, Polymer, Clamp, 69kV.....	110
InsTmLPPmSn69kV - Insulator, Transmission, Line Post, Polymer, Suspension, 69kV.....	110
InsTmStPm161kV - Insulator, Transmission, Strain, Polymer, 161kV.....	110
InsTmStPr52-3 - Insulator, Transmission, Strain, Porcelain, ANSI TR52.....	110
SwtTm1P46kV(Turner) - Switch, Transmission, Single Pole, 46kV(Turner).....	110
XrmTmDvFg30 - Crossarm, Transmission, Davit, Fiberglass, 30".....	111